

London to Winchester, Fareham, Portsmouth, Southampton, Lymington, Yarmouth (IOW), Bournemouth and Weymouth

Mondays to Fridays

Operator	SW	SW	SW	SW	SW	SW	SW	SW	SW	SW	SW	SW	SW	SW	SW	SW	SW	SW	SW
Days of operation/Notes																			
1st Class/Reservations/Bus/Ferry																			
London Waterloo (WAT)	15 d																		
Clapham Junction (CLJ)	10 d																		
Woking (WOK)	d																		
Farnborough (Main) (FNB)	d																		
Fleet (FLE)	d																		
Reading (RDG)	7 d																		
Basingstoke (BSK)	d																		
Micheldever (MIC)	d																		
Winchester (WIN)	d																		
Shawford (SHW)	d																		
Romsey (ROM)	d																		
Chandlers Ford (CFR)	d																		
Eastleigh (ESL)	3 a																		
Eastleigh (ESL)	3 d																		
Hedge End (HDE)	d																		
Botley (BOE)	d																		
Fareham (FRM)	a																		
Portchester (PTC)	a																		
Cosham (CSA)	a																		
Hilsea (HLS)	a																		
Fratton (FTN)	a																		
Portsmouth & Southsea (PMS)	a																		
Portsmouth Harbour (PMH)	a																		
Southampton Airport Parkway (SOA)	d																		
Swaythling (SWG)	d																		
St Denys (SDN)	d																		
Southampton Central (SOU)	a																		
Southampton Central (SOU)	d																		
Millbrook (Hants) (MBK)	d																		
Redbridge (RDB)	d																		
Totton (TTN)	d																		
Ashurst New Forest (ANF)	d																		
Beaulieu Road (BEU)	d																		
Brockenhurst (BCU)	3 a																		
Brockenhurst (BCU)	3 d																		
Lymington Town (LYT)	d																		
Lymington Pier (LYP)	a																		
Lymington Pier (LYP)	d																		
Yarmouth (I.O.W.) (YMH)	a																		
Sway (SWY)	d																		
New Milton (NWM)	d																		
Hinton Admiral (HNA)	d																		
Christchurch (CHR)	d																		
Pokesdown (POK)	d																		
Bournemouth (BMH)	a																		
Bournemouth (BMH)	d																		
Branksome (BSM)	d																		
Parkstone (Dorset) (PKS)	d																		
Poole (POO)	4 a																		
Poole (POO)	4 d																		
Hamworthy (HAM)	d																		
Holton Heath (HOL)	d																		
Wareham (WRM)	d																		
Wool (WOO)	d																		
Moreton (Dorset) (MTN)	d																		
Dorchester South (DCH)	d																		
Dorchester West (DCW)	d																		
Upwey (UPW)	d																		
Weymouth (WEY)	a																		

Ferry services between Lymington and Yarmouth are operated by Wightlink. www.wightlink.co.uk or call 0333 999 7333

For the complete service between London and Basingstoke see table 152, and between Reading and Basingstoke table 120

For the complete service between Romsey and Southampton, also between Fareham and Portsmouth see table 156

NOTES (see introductory pages for explanation of train operator codes and standard symbols)

- a Arrival time
- d Departure time
- u Stops to pick up only
- f Arrives 3 minutes earlier
- A From Salisbury to Salisbury
- B From Westbury
- C Also calls at Wimbledon 0543

London to Winchester, Fareham, Portsmouth, Southampton, Lymington, Yarmouth (IOW), Bournemouth and Weymouth

Mondays to Fridays

Operator	SW	SW	XC	SW	SW	SW	SW	SW	SW	SW	SW	XC	SW	GW	SW	SW	SW
Days of operation/Notes	D	E	◇	◇	◇	◇	◇	◇	◇	◇	◇	◇	◇	H	◇	◇	◇
1st Class/Reservations/Bus/Ferry	◇	◇	◇	◇	◇	◇	◇	◇	◇	◇	◇	◇	◇	◇	◇	◇	◇
Catering facilities	◇	◇	◇	◇	◇	◇	◇	◇	◇	◇	◇	◇	◇	◇	◇	◇	◇
London Waterloo (WAT)	15 d			0630				0703				0642		0735			0805
Clapham Junction (CLJ)	10 d			0637u				0710u				0649u					0812u
Woking (WOK)	d	0620		0657				0730				0720		0800			
Farnborough (Main) (FNB)	d	0634										0734					
Fleet (FLE)	d	0639										0739					
Reading (RDG)	7 d											0752					
Basingstoke (BSK)	d	0700		0718				0750				0800	0811	0819			0849
Micheldever (MIC)	d	0710										0810					
Winchester (WIN)	d	0719		0735				0807				0820	0827	0836		0841	0906
Shawford (SHW)	d			0740								0825				0845	
Romsey (ROM)	d	0707									0807						
Chandlers Ford (CFR)	d	0714									0814						
Eastleigh (ESL)	3 a	0720	0728	0745							0820	0830		0845		0851	
Eastleigh (ESL)	3 d	0721	0729	0746							0821	0831		0846		0851	
Hedge End (HDE)	d		0735									0837					
Botley (BOE)	d		0739									0841					
Fareham (FRM)	a		0747									0849					
Portchester (PTC)	a		0753									0855					
Cosham (CSA)	a		0757									0859					
Hilsea (HLS)	a		0803									0904					
Fratton (FTN)	a		0807									0908					
Portsmouth & Southsea (PMS)	a		0811									0912					
Portsmouth Harbour (PMH)	a		0815									0918					
Southampton Airport Parkway (SOA)	4 d	0726		0750				0819			0825		0835	0850		0855	0914
Swaythling (SWG)	d	0728									0827						
St Denys (SDN)	d	0731									0830						
Southampton Central (SOU)	a	0736		0757				0826			0835		0842	0857		0902	0922
Southampton Central (SOU)	d	0738		0756	0759			0827			0837		0846	0859		0906	0925
Millbrook (Hants) (MBK)	d	0741									0840						
Redbridge (RDB)	d	0745a									0843a						
Totton (TTN)	d			0804				0833								0911	
Ashurst New Forest (ANF)	d			0809												0916	
Beaulieu Road (BEU)	d			0813													
Brockenhurst (BCU)	3 a		0809	0819				0843						0912		0924	0939
Brockenhurst (BCU)	3 d		0810	0820	0835			0844	0910					0913		0925	0940
Lymington Town (LYT)	d				0843				0918								0950
Lymington Pier (LYP)	a				0845				0920								0952
Lymington Pier (LYP)	d					0900											
Yarmouth (I.O.W.) (YMH)	a					0940											
Sway (SWY)	d			0825				0849								0929	
New Milton (NWM)	d			0830				0854								0934	0947
Hinton Admiral (HNA)	d			0834				0858								0938	
Christchurch (CHR)	d			0839				0903								0943	0954
Pokesdown (POK)	d			0842				0906								0947	0958
Bournemouth (BMH)	a		0824	0846				0910					0913	0928		0953	1002
Bournemouth (BMH)	d			0848				0904	0912							1005	1010
Branksome (BSM)	d			0853				0909	0917								1015
Parkstone (Dorset) (PKS)	d			0856				0912	0920								1018
Poole (POO)	4 a			0859				0916	0923							1015	1022
Poole (POO)	4 d			0900				0917									1016
Hamworthy (HAM)	d			0905				0922									1021
Holton Heath (HOL)	d							0926									1025
Wareham (WRM)	d			0912				0931						0956			1030
Wool (WOO)	d			0919				0937						1002			1036
Moreton (Dorset) (MTN)	d			0925				0943									1042
Dorchester South (DCH)	d			0933				0951						1014			1050
Dorchester West (DCW)	d														1018		
Upwey (UPW)	d			0939				0958							1029		1057
Weymouth (WEY)	a			0944				1002						1025	1034		1101

NOTES (see introductory pages for explanation of train operator codes and standard symbols)

- a Arrival time
- d Departure time
- u Stops to pick up only
- D To Salisbury
- E Also calls at Brookwood 0626, Winchfield 0645 and Hook 0649
- F Also calls at Surbiton 0700, Walton-On-Thames 0707, Weybridge 0711, Brookwood 0726, Winchfield 0745 and Hook 0749
- G From Birmingham New Street
- H From Bristol Temple Meads

London to Winchester, Fareham, Portsmouth, Southampton, Lymington, Yarmouth (IOW), Bournemouth and Weymouth

Mondays to Fridays

Operator	SW	SW	SW	XC	SW	SW	SW	SW	SW	SW	SW	SW	SW	SW	SW	XC	SW	SW	GW
Days of operation/Notes	D	D	D	J	D	D	D	D	D	D	D	D	D	D	D	K	D	D	L
1st Class/Reservations/Bus/Ferry																			
Catering facilities																			
London Waterloo (WAT)	15 d		0808		0835					0905					0909		0935		
Clapham Junction (CLJ)	10 d									0912u									
Woking (WOK)	d		0834		0900										0934		1000		
Farnborough (Main) (FNB)	d		0844												0944				
Fleet (FLE)	d		0850												0950				
Reading (RDG)	7 d			0854												0952			
Basingstoke (BSK)	d		0903	0911						0949					1003	1011			
Micheldever (MIC)	d		0913												1013				
Winchester (WIN)	d		0922	0927	0933			0949	1005						1022	1027	1033		
Shawford (SHW)	d							0954											
Romsey (ROM)	d	0907													1007				
Chandlers Ford (CFR)	d	0914													1014				
Eastleigh (ESL)	3 a	0920	0930					0959							1020	1030			
Eastleigh (ESL)	3 d	0921	0931					1004							1021	1031			
Hedge End (HDE)	d		0937													1037			
Botley (BOE)	d		0941													1041			
Fareham (FRM)	a		0949													1049			
Portchester (PTC)	a		0955													1055			
Cosham (CSA)	a		0959													1059			
Hilsea (HLS)	a		1004													1104			
Fratton (FTN)	a		1008													1108			
Portsmouth & Southsea (PMS)	a		1012													1112			
Portsmouth Harbour (PMH)	a		1018													1118			
Southampton Airport Parkway (SOA)	4 d	0925		0936	0942			1008	1014						1025		1035	1042	
Swaythling (SWG)	d	0927													1027				
St Denys (SDN)	d	0930													1030				
Southampton Central (SOU)	a	0935		0943	0949			1017	1022						1035		1042	1049	
Southampton Central (SOU)	d	0937		0945	0952		0956		1025						1037		1045	1051	
Millbrook (Hants) (MBK)	d	0940													1040				
Redbridge (RDB)	d	0943a													1043a				
Totton (TTN)	d						1001												
Ashurst New Forest (ANF)	d						1006												
Beaulieu Road (BEU)	d						1010												
Brockenhurst (BCU)	3 a			0958	1005		1016		1039								1105		
Brockenhurst (BCU)	3 d			0959	1006	1012	1017		1040	1042							1106	1112	
Lymington Town (LYT)	d					1020				1050								1120	
Lymington Pier (LYP)	a					1022				1052								1122	
Lymington Pier (LYP)	d	1000											1100						
Yarmouth (I.O.W.) (YMH)	a	1040											1140						
Sway (SWY)	d						1022												
New Milton (NWM)	d						1027		1047										
Hinton Admiral (HNA)	d						1031												
Christchurch (CHR)	d						1036		1054										
Pokesdown (POK)	d						1039		1058										
Bournemouth (BMH)	a			1013	1021		1044		1102							1112	1120		
Bournemouth (BMH)	d				1025				1105	1110								1124	
Branksome (BSM)	d				1030					1115								1129	
Parkstone (Dorset) (PKS)	d				1034					1118								1132	
Poole (POO)	4 a				1037					1115	1122							1136	
Poole (POO)	4 d				1038					1116								1137	
Hamworthy (HAM)	d				1043					1121								1142	
Holton Heath (HOL)	d									1125									
Wareham (WRM)	d				1050					1130								1149	
Wool (WOO)	d									1136									
Moreton (Dorset) (MTN)	d									1142									
Dorchester South (DCH)	d				1107					1150								1205	
Dorchester West (DCW)	d																		1212
Upwey (UPW)	d									1157									1221
Weymouth (WEY)	a				1117					1203								1216	1226

NOTES (see introductory pages for explanation of train operator codes and standard symbols)

- a Arrival time
- d Departure time
- u Stops to pick up only
- D To Salisbury
- J From Manchester Piccadilly
- K From Nottingham
- L From Gloucester

London to Winchester, Fareham, Portsmouth, Southampton, Lymington, Yarmouth (IOW), Bournemouth and Weymouth

Mondays to Fridays

Operator Days of operation/Notes 1st Class/Reservations/Bus/Ferry Catering facilities	SW 1	SW 1	SW 1	SW 1	SW 1	SW 1	SW D	SW 1	XC J 1	SW 1	SW 1	SW 1	SW 1	SW 1	SW 1	SW 1	SW 1	SW D
London Waterloo (WAT)	15 d			1005				1009		1035					1105			
Clapham Junction (CLJ)	10 d			1012u											1112u			
Woking (WOK)	d							1034		1100								
Farnborough (Main) (FNB)	d							1044										
Fleet (FLE)	d							1050										
Reading (RDG)	7 d								1052									
Basingstoke (BSK)	d			1049				1103	1111						1149			
Micheldever (MIC)	d							1113										
Winchester (WIN)	d	1049		1105				1122	1127	1133				1149	1205			
Shawford (SHW)	d	1054												1154				
Romsey (ROM)	d						1107											1207
Chandlers Ford (CFR)	d						1114											1214
Eastleigh (ESL)	3 a	1059					1120	1130						1159				1220
Eastleigh (ESL)	3 d	1100					1121	1131						1200				1221
Hedge End (HDE)	d							1137										
Botley (BOE)	d							1141										
Fareham (FRM)	a							1149										
Portchester (PTC)	a							1155										
Cosham (CSA)	a							1159										
Hilsea (HLS)	a							1204										
Fratton (FTN)	a							1208										
Portsmouth & Southsea (PMS)	a							1212										
Portsmouth Harbour (PMH)	a							1218										
Southampton Airport Parkwy (SOA)	1 d	1105		1114			1125		1136	1142				1204	1214			1225
Swaythling (SWG)	d						1127											1227
St Denys (SDN)	d						1130											1230
Southampton Central (SOU)	a	1112		1122			1135		1143	1149				1211	1222			1235
Southampton Central (SOU)	d	1058		1124			1137		1145	1152			1156		1224			1237
Millbrook (Hants) (MBK)	d						1140											1240
Redbridge (RDB)	d						1143a											1243a
Totton (TTN)	d	1104											1201					
Ashurst New Forest (ANF)	d	1109											1206					
Beaulieu Road (BEU)	d												1210					
Brockenhurst (BCU)	3 a	1117		1138						1205			1216		1238			
Brockenhurst (BCU)	3 d	1118		1139	1142					1206	1212	1217		1239	1242			
Lymington Town (LYT)	d				1150						1220				1250			
Lymington Pier (LYP)	a				1152						1222				1252			
Lymington Pier (LYP)	d					1200											1300	
Yarmouth (I.O.W.) (YMH)	a					1240											1340	
Sway (SWY)	d	1122											1222					
New Milton (NWM)	d	1127		1146									1227		1246			
Hinton Admiral (HNA)	d	1131											1231					
Christchurch (CHR)	d	1136		1153									1236		1253			
Pokesdown (POK)	d	1140		1157									1239		1257			
Bournemouth (BMH)	a	1144		1201					1212	1220			1244		1301			
Bournemouth (BMH)	d			1205 1210									1224		1305 1310			
Branksome (BSM)	d			1215									1229		1315			
Parkstone (Dorset) (PKS)	d			1218									1232		1318			
Poole (POO)	4 a			1215 1222									1236		1315 1322			
Poole (POO)	4 d			1216									1237		1316			
Hamworthy (HAM)	d			1221									1242		1321			
Holton Heath (HOL)	d			1225											1325			
Wareham (WRM)	d			1230							1249				1330			
Wool (WOO)	d			1236											1336			
Moreton (Dorset) (MTN)	d			1242											1342			
Dorchester South (DCH)	d			1250							1305				1350			
Dorchester West (DCW)	d																	
Upwey (UPW)	d			1257											1357			
Weymouth (WEY)	a			1303							1315				1403			

NOTES (see introductory pages for explanation of train operator codes and standard symbols)

- a Arrival time
- d Departure time
- u Stops to pick up only
- D To Salisbury
- J From Manchester Piccadilly

London to Winchester, Fareham, Portsmouth, Southampton, Lymington, Yarmouth (IOW), Bournemouth and Weymouth

Mondays to Fridays

Operator	SW	XC	SW	SW	GW	SW	SW	SW	SW	SW	SW	SW	SW	SW	XC	SW	SW	SW	SN
Days of operation/Notes	1	J	1	1	L	1	1	1	1	1	1	1	1	1	J	1	1	1	M
1st Class/Reservations/Bus/Ferry		1													1				
Catering facilities																			
London Waterloo (WAT)	15 d																		
Clapham Junction (CLJ)	10 d																		
Woking (WOK)	d																		
Farnborough (Main) (FNB)	d																		
Fleet (FLE)	d																		
Reading (RDG)	7 d																		
Basingstoke (BSK)	d																		
Micheldever (MIC)	d																		
Winchester (WIN)	d																		
Shawford (SHW)	d																		
Romsey (ROM)	d																		
Chandlers Ford (CFR)	d																		
Eastleigh (ESL)	3 a																		
Eastleigh (ESL)	3 d																		
Hedge End (HDE)	d																		
Botley (BOE)	d																		
Fareham (FRM)	a																		
Portchester (PTC)	a																		
Cosham (CSA)	a																		
Hilsea (HLS)	a																		
Fratton (FTN)	a																		
Portsmouth & Southsea (PMS)	a																		
Portsmouth Harbour (PMH)	a																		
Southampton Airport Parkway (SOA)	d																		
Swaythling (SWG)	d																		
St Denys (SDN)	d																		
Southampton Central (SOU)	a																		
Southampton Central (SOU)	d																		
Millbrook (Hants) (MBK)	d																		
Redbridge (RDB)	d																		
Totton (TTN)	d																		
Ashurst New Forest (ANF)	d																		
Beaulieu Road (BEU)	d																		
Brockenhurst (BCU)	3 a																		
Brockenhurst (BCU)	3 d																		
Lymington Town (LYT)	d																		
Lymington Pier (LYP)	a																		
Lymington Pier (LYP)	d																		
Yarmouth (I.O.W.) (YMH)	a																		
Sway (SWY)	d																		
New Milton (NWM)	d																		
Hinton Admiral (HNA)	d																		
Christchurch (CHR)	d																		
Pokesdown (POK)	d																		
Bournemouth (BMH)	a																		
Bournemouth (BMH)	d																		
Branksome (BSM)	d																		
Parkstone (Dorset) (PKS)	d																		
Poole (POO)	4 a																		
Poole (POO)	4 d																		
Hamworthy (HAM)	d																		
Holton Heath (HOL)	d																		
Wareham (WRM)	d																		
Wool (WOO)	d																		
Moreton (Dorset) (MTN)	d																		
Dorchester South (DCH)	d																		
Dorchester West (DCW)	d																		
Upwey (UPW)	d																		
Weymouth (WEY)	a																		

NOTES (see introductory pages for explanation of train operator codes and standard symbols)

- a Arrival time
- d Departure time
- u Stops to pick up only
- D To Salisbury
- J From Manchester Piccadilly
- L From Gloucester
- M From Brighton

London to Winchester, Fareham, Portsmouth, Southampton, Lymington, Yarmouth (IOW), Bournemouth and Weymouth

Mondays to Fridays

Operator	SW	SW	SW	SW	SW	SW	SW	XC	SW	SW	GW	SW	SW	SN	SW	SW	SW	SW
Days of operation/Notes	1	1	1	1	MFO	D	1	J	1	1	L	1	1	N	1	1	1	1
1st Class/Reservations/Bus/Ferry																		
Catering facilities																		
London Waterloo (WAT)	15 d		1305				1309		1335						1405			
Clapham Junction (CLJ)	10 d		1312u												1412u			
Woking (WOK)	d						1334		1401									
Farnborough (Main) (FNB)	d						1344											
Fleet (FLE)	d						1350											
Reading (RDG)	7 d							1352										
Basingstoke (BSK)	d		1348				1403	1411							1449			
Micheldever (MIC)	d						1413											
Winchester (WIN)	d	1349	1405				1422	1427	1433				1449		1505			
Shawford (SHW)	d	1354											1454					
Romsey (ROM)	d					1407												
Chandlers Ford (CFR)	d					1414												
Eastleigh (ESL)	3 a	1359				1420	1430						1459					
Eastleigh (ESL)	3 d	1400				1421	1431						1500	1500				
Hedge End (HDE)	d						1437											
Botley (BOE)	d						1441											
Fareham (FRM)	a						1449							1514				
Portchester (PTC)	a						1455											
Cosham (CSA)	a						1459							1522				
Hilsea (HLS)	a						1504											
Fratton (FTN)	a						1508											
Portsmouth & Southsea (PMS)	a						1512											
Portsmouth Harbour (PMH)	a						1518											
Southampton Airport Parkwy (SOA)	d	1405	1414			1425		1436	1442				1505		1514			
Swaythling (SWG)	d					1427												
St Denys (SDN)	d					1430												
Southampton Central (SOU)	a	1412	1422			1435		1443	1449				1515		1522			
Southampton Central (SOU)	d		1424			1437		1445	1451			1456			1524			
Millbrook (Hants) (MBK)	d					1440												
Redbridge (RDB)	d					1443a												
Totton (TTN)	d											1501						
Ashurst New Forest (ANF)	d											1506						
Beaulieu Road (BEU)	d																	
Brockenhurst (BCU)	3 a		1438						1504			1516			1538			
Brockenhurst (BCU)	3 d		1439	1442					1505	1512		1517			1539	1542		
Lymington Town (LYT)	d			1450						1520						1550		
Lymington Pier (LYP)	a			1452						1522						1552		
Lymington Pier (LYP)	d				1500													1600
Yarmouth (I.O.W.) (YMH)	a				1540													1640
Sway (SWY)	d											1522						
New Milton (NWM)	d		1446									1527			1546			
Hinton Admiral (HNA)	d											1531						
Christchurch (CHR)	d		1453									1536			1553			
Pokesdown (POK)	d		1457									1539			1557			
Bournemouth (BMH)	a		1501					1512	1520			1544			1601			
Bournemouth (BMH)	d		1505	1510					1524						1605	1610		
Branksome (BSM)	d			1515					1529							1615		
Parkstone (Dorset) (PKS)	d			1518					1532							1618		
Poole (POO)	4 a		1515	1522					1536						1615	1622		
Poole (POO)	4 d		1516						1537						1616			
Hamworthy (HAM)	d		1521						1542						1621			
Holton Heath (HOL)	d		1525												1625			
Wareham (WRM)	d		1530						1549						1630			
Wool (WOO)	d		1536												1636			
Moreton (Dorset) (MTN)	d		1542												1642			
Dorchester South (DCH)	d		1550						1605						1650			
Dorchester West (DCW)	d											1612						
Upwey (UPW)	d		1557									1621			1657			
Weymouth (WEY)	a		1604						1616			1626			1703			

NOTES (see introductory pages for explanation of train operator codes and standard symbols)

- a Arrival time
- d Departure time
- u Stops to pick up only
- D To Salisbury
- J From Manchester Piccadilly
- L From Gloucester
- N From Southampton Central to Brighton
- MFO Mondays and Fridays only

London to Winchester, Fareham, Portsmouth, Southampton, Lymington, Yarmouth (IOW), Bournemouth and Weymouth

Mondays to Fridays

Operator	SW	SW	XC	SW	SW	SW	SW	SW	SW	SW	SW	SW	SW	SW	SW	XC	SW	SW	SW
Days of operation/Notes	D	D	J	D	D	D	D	D	D	D	D	D	D	D	D	J	D	D	D
1st Class/Reservations/Bus/Ferry																			
Catering facilities																			
London Waterloo (WAT)	15 d	1409		1435					1505						1509			1535	
Clapham Junction (CLJ)	10 d								1512u										
Woking (WOK)	d	1434		1500											1534			1600	
Farnborough (Main) (FNB)	d	1444													1544				
Fleet (FLE)	d	1450													1550				
Reading (RDG)	7 d		1452													1552			
Basingstoke (BSK)	d	1503	1511						1549						1603	1611			
Micheldever (MIC)	d	1513													1613				
Winchester (WIN)	d	1522	1527	1532				1549	1605						1622	1628	1633		
Shawford (SHW)	d							1554											
Romsey (ROM)	d	1507													1607				
Chandlers Ford (CFR)	d	1514													1614				
Eastleigh (ESL)	3 a	1520	1530					1559							1620	1630			
Eastleigh (ESL)	3 d	1521	1531					1600							1621	1631			
Hedge End (HDE)	d		1537													1637			
Botley (BOE)	d		1541													1641			
Fareham (FRM)	a		1549													1649			
Portchester (PTC)	a		1555													1655			
Cosham (CSA)	a		1559													1659			
Hilsea (HLS)	a		1604													1704			
Fratton (FTN)	a		1608													1708			
Portsmouth & Southsea (PMS)	a		1612													1712			
Portsmouth Harbour (PMH)	a		1618													1718			
Southampton Airport Parkwy (SOA)	14 d	1525		1536	1541			1605	1614						1625		1637	1642	
Swaythling (SWG)	d	1527													1627				
St Denys (SDN)	d	1530													1630				
Southampton Central (SOU)	a	1535		1543	1548			1614	1621						1635		1644	1649	
Southampton Central (SOU)	d	1537		1545	1551		1556		1626	1628					1628	1637	1649	1653	1656
Millbrook (Hants) (MBK)	d	1540													1640				
Redbridge (RDB)	d	1543a													1643a				
Totton (TTN)	d						1601								1634				
Ashurst New Forest (ANF)	d						1606								1639				
Beaulieu Road (BEU)	d						1610												
Brockenhurst (BCU)	3 a			1604	1616		1639								1647			1708	
Brockenhurst (BCU)	3 d			1605	1612	1626	1640		1644						1647			1709	1714
Lymington Town (LYT)	d				1620				1652										1722
Lymington Pier (LYP)	a				1622				1654										1724
Lymington Pier (LYP)	d																		
Yarmouth (I.O.W.) (YMH)	a																		
Sway (SWY)	d					1631									1652				
New Milton (NWM)	d					1636									1657				
Hinton Admiral (HNA)	d					1640									1701				
Christchurch (CHR)	d					1645									1706				
Pokesdown (POK)	d					1648									1709				
Bournemouth (BMH)	a		1612	1620		1653		1701							1713		1721	1726	
Bournemouth (BMH)	d			1624				1702							1715			1728	
Branksome (BSM)	d			1629				1708										1733	
Parkstone (Dorset) (PKS)	d			1632				1711										1736	
Poole (POO)	4 a			1636				1716							1724			1739	
Poole (POO)	4 d			1637				1717										1740	
Hamworthy (HAM)	d			1642				1722										1745	
Holton Heath (HOL)	d							1726											
Wareham (WRM)	d			1649				1731										1752	
Wool (WOO)	d			1655				1737										1758	
Moreton (Dorset) (MTN)	d							1743											
Dorchester South (DCH)	d			1707				1751										1810	
Dorchester West (DCW)	d																		
Upwey (UPW)	d							1758											
Weymouth (WEY)	a			1715				1802										1818	

NOTES (see introductory pages for explanation of train operator codes and standard symbols)

- a Arrival time
- d Departure time
- u Stops to pick up only
- D To Salisbury
- J From Manchester Piccadilly
- MFO Mondays and Fridays only

London to Winchester, Fareham, Portsmouth, Southampton, Lymington, Yarmouth (IOW), Bournemouth and Weymouth

Mondays to Fridays

Operator	GW	SW	SW	SW	SW	SW	SW	SW	SW	SW	SW	SW	XC	SW	SW	SW	SW	SW	GW
Days of operation/Notes	L			P								D	J						L
1st Class/Reservations/Bus/Ferry																			
Catering facilities																			
London Waterloo (WAT)				1512	1605							1609		1635					
Clapham Junction (CLJ)				1519u	1612u														
Woking (WOK)				1549								1634		1659u					
Farnborough (Main) (FNB)				1603								1644							
Fleet (FLE)				1608								1650							
Reading (RDG)													1652						
Basingstoke (BSK)				1629	1648							1703	1711	1719					
Micheldever (MIC)												1713							
Winchester (WIN)			1639	1646	1705							1722	1727	1735					
Shawford (SHW)			1643																
Romsey (ROM)											1707								
Chandlers Ford (CFR)											1714								
Eastleigh (ESL)			1649	1654							1720	1730							
Eastleigh (ESL)			1650	1654							1721	1731							
Hedge End (HDE)				1701								1737							
Botley (BOE)				1705								1741							
Fareham (FRM)				1718								1749							
Portchester (PTC)				1724								1755							
Cosham (CSA)				1728								1759							
Hilsea (HLS)												1804							
Fratton (FTN)				1738								1808							
Portsmouth & Southsea (PMS)				1742								1812							
Portsmouth Harbour (PMH)				1751								1820							
Southampton Airport Parkway (SOA)			1654		1714						1725		1736	1744					
Swaythling (SWG)			1657								1727								
St Denys (SDN)			1700								1730								
Southampton Central (SOU)			1705		1721						1735		1743	1751					
Southampton Central (SOU)			1656	1713		1725 1728					1728	1737	1749	1755 1758				1758	
Millbrook (Hants) (MBK)												1740							
Redbridge (RDB)			1717									1743a							
Totton (TTN)			1702	1720							1733							1804	
Ashurst New Forest (ANF)			1707								1738							1808	
Beaulieu Road (BEU)			1711															1813	
Brockenhurst (BCU)			1717	1731	1738						1746			1809				1819	
Brockenhurst (BCU)			1718	1731	1739	1744					1746			1810	1814			1819	
Lymington Town (LYT)						1752									1822				
Lymington Pier (LYP)						1754									1824				
Lymington Pier (LYP)							1800									1900			
Yarmouth (I.O.W.) (YMH)							1840									1940			
Sway (SWY)			1722								1751							1824	
New Milton (NWM)			1727	1738							1756							1829	
Hinton Admiral (HNA)			1731								1800							1833	
Christchurch (CHR)			1736	1745							1805							1838	
Pokesdown (POK)			1740								1808							1841	
Bournemouth (BMH)			1744	1752	1755						1812		1817	1824				1845	
Bournemouth (BMH)			1745		1757						1814			1826					
Branksome (BSM)			1750		1802						1819			1831					
Parkstone (Dorset) (PKS)			1753		1805						1822			1834					
Poole (POO)			1757		1809						1825			1837					
Poole (POO)					1810									1838					
Hamworthy (HAM)					1815									1843					
Holton Heath (HOL)					1819														
Wareham (WRM)					1824									1850					
Wool (WOO)					1830									1857					
Moreton (Dorset) (MTN)					1841c														
Dorchester South (DCH)					1849									1908					
Dorchester West (DCW)		1815																	1925
Upwey (UPW)		1823			1855														1933
Weymouth (WEY)		1828			1902									1919					1939

NOTES (see introductory pages for explanation of train operator codes and standard symbols)

- a Arrival time
- d Departure time
- u Stops to pick up only
- c Arrives 5 minutes earlier
- D To Salisbury
- J From Manchester Piccadilly
- L From Gloucester
- P Also calls at Surbiton 1530, Walton-On-Thames 1537, Weybridge 1541, Brookwood 1555, Winchfield 1614 and Hook 1618
- MFO** Mondays and Fridays only

London to Winchester, Fareham, Portsmouth, Southampton, Lymington, Yarmouth (IOW), Bournemouth and Weymouth

Mondays to Fridays

Operator	SW	SW	SW	SW	SW	SW	XC	SW	SW	SW	SW	GW	SW	SW	SW	SW	SW	SW
Days of operation/Notes	Q	Q	Q	Q	D	Q	J	Q	Q	Q	Q	L	R	Q	Q	Q	D	Q
1st Class/Reservations/Bus/Ferry	Q	Q	Q	Q	Q	Q	Q	Q	Q	Q	Q	Q	Q	Q	Q	Q	Q	Q
Catering facilities	Q	Q	Q	Q	Q	Q	Q	Q	Q	Q	Q	Q	Q	Q	Q	Q	Q	Q
London Waterloo (WAT)	1612	1705				1709		1735					1720	1805				1807
Clapham Junction (CLJ)	1619u																	1814u
Woking (WOK)	1652					1734							1745					1834
Farnborough (Main) (FNB)	1705					1744							1758					1845
Fleet (FLE)	1710					1750							1804					1850
Reading (RDG)	1710						1751											
Basingstoke (BSK)	1730	1746				1803	1811	1817					1824	1846				1903
Micheldever (MIC)						1813							1834					1913
Winchester (WIN)	1750	1803				1822	1827	1833					1844	1903				1923
Shawford (SHW)	1754					1827							1848					1928
Romsey (ROM)						1807											1907	
Chandlers Ford (CFR)						1814											1914	
Eastleigh (ESL)	1800					1820	1833						1854				1920	1933
Eastleigh (ESL)	1801					1821	1834						1855				1921	1934
Hedge End (HDE)							1840											1940
Botley (BOE)							1844											1944
Fareham (FRM)							1852											1952
Portchester (PTC)							1858											1958
Cosham (CSA)							1902											2002
Hilsea (HLS)							1908											2008
Fratton (FTN)							1912											2012
Portsmouth & Southsea (PMS)							1915											2015
Portsmouth Harbour (PMH)							1921											2021
Southampton Airport Parkwy (SOA)	1805	1812				1825		1835	1842				1859	1911			1925	
Swaythling (SWG)	1808					1827							1902				1927	
St Denys (SDN)	1811					1830							1905				1930	
Southampton Central (SOU)	1818	1819				1835		1842	1849				1916	1918			1935	
Southampton Central (SOU)		1822	1825			1840		1845	1853	1856				1922	1925		1937	
Millbrook (Hants) (MBK)						1843											1940	
Redbridge (RDB)						1846a											1943a	
Totton (TTN)			1831						1901						1930			
Ashurst New Forest (ANF)			1835						1906						1935			
Beaulieu Road (BEU)																		
Brockenhurst (BCU)	1843						1858	1914							1943			
Brockenhurst (BCU)	1844	1848					1859	1915	1918						1944	1948		
Lymington Town (LYT)		1856							1926							1956		
Lymington Pier (LYP)		1858							1928							1958		
Lymington Pier (LYP)										2000								
Yarmouth (I.O.W.) (YMH)										2040								
Sway (SWY)		1848						1919							1948			
New Milton (NWM)		1853						1924							1953			
Hinton Admiral (HNA)		1857						1928							1957			
Christchurch (CHR)		1902						1933							2002			
Pokesdown (POK)		1906						1937							2006			
Bournemouth (BMH)	1849	1910					1914	1921	1941					1949	2010			
Bournemouth (BMH)		1851	1911					1923	1942					1950	2011			
Branksome (BSM)		1856	1916					1928	1947					1955	2016			
Parkstone (Dorset) (PKS)		1859	1919					1931	1950					1958	2019			
Poole (POO)	1902	1924						1934	1955					2002	2024			
Poole (POO)	1903							1935						2003				
Hamworthy (HAM)	1908							1940						2008				
Holton Heath (HOL)	1912													2012				
Wareham (WRM)	1917							1947						2017				
Wool (WOO)	1923							1953						2023				
Moreton (Dorset) (MTN)	1929													2029				
Dorchester South (DCH)	1937							2005						2038				
Dorchester West (DCW)												2027						
Upwey (UPW)	1944											2036		2044				
Weymouth (WEY)	1950							2015				2041		2051				

NOTES (see introductory pages for explanation of train operator codes and standard symbols)

- a Arrival time
- d Departure time
- u Stops to pick up only
- D To Salisbury
- J From Manchester Piccadilly
- L From Gloucester
- Q Also calls at Surbiton 1630, Walton-On-Thames 1637, Weybridge 1641, Brookwood 1657, Winchfield 1716 and Hook 1720
- R Also calls at Brookwood 1751, Winchfield 1809 and Hook 1814

London to Winchester, Fareham, Portsmouth, Southampton, Lymington, Yarmouth (IOW), Bournemouth and Weymouth

Mondays to Fridays

Operator	XC	SW	SW	SW	SW	SW	SW	SW	SW	SW	SW	SW	XC	SW	SW	SW	SW	SW	SW
Days of operation/Notes	J				MFO						D		J						
1st Class/Reservations/Bus/Ferry	1	1	1	1	1	1	1	1	1	1	1	1	1	1	1	1	1	1	1
Catering facilities	1	1	1	1	1	1	1	1	1	1	1	1	1	1	1	1	1	1	1
London Waterloo (WAT)	15 d		1835					1905				1909		1935				2005	
Clapham Junction (CLJ)	10 d							1912u										2012u	
Woking (WOK)	d											1934		2000					
Farnborough (Main) (FNB)	d											1944							
Fleet (FLE)	d											1949							
Reading (RDG)	7 d	1852												1950					
Basingstoke (BSK)	d	1912	1917					1948				2002	2011					2049	
Micheldever (MIC)	d											2012							
Winchester (WIN)	d	1927	1934			1949	2005					2022	2027	2032			2049	2105	
Shawford (SHW)	d					1954						2027					2054		
Romsey (ROM)	d										2007								
Chandlers Ford (CFR)	d										2014								
Eastleigh (ESL)	3 a					1959					2020	2033					2059		
Eastleigh (ESL)	3 d					2000					2021	2034					2103		
Hedge End (HDE)	d											2040							
Botley (BOE)	d											2044							
Fareham (FRM)	a											2052							
Portchester (PTC)	a											2058							
Cosham (CSA)	a											2103							
Hilsea (HLS)	a											2108							
Fratton (FTN)	a											2112							
Portsmouth & Southsea (PMS)	a											2115							
Portsmouth Harbour (PMH)	a											2119							
Southampton Airport Parkwy (SOA)	1 d	1936	1943			2004	2014			2025			2036	2041			2107	2114	
Swaythling (SWG)	d					2007				2027									
St Denys (SDN)	d					2010				2030							2113		
Southampton Central (SOU)	a	1944	1950			2015	2021			2035			2043	2049			2118	2121	
Southampton Central (SOU)	d	1949	1954	1956				2025	2028			2037	2045	2051	2056			2125	
Millbrook (Hants) (MBK)	d											2040							
Redbridge (RDB)	d											2043a							
Totton (TTN)	d		2002					2033							2101			2130	
Ashurst New Forest (ANF)	d		2007					2038							2106				
Beaulieu Road (BEU)	d																		
Brockenhurst (BCU)	3 a		2015					2039	2046					2104	2116			2141	
Brockenhurst (BCU)	3 d		2015	2018				2040	2046	2048				2105	2117	2118		2142	2148
Lymington Town (LYT)	d			2026						2056						2126			2156
Lymington Pier (LYP)	a			2028						2058						2128			2158
Lymington Pier (LYP)	d				2100														
Yarmouth (I.O.W.) (YMH)	a				2140														
Sway (SWY)	d		2020					2051							2122			2146	
New Milton (NWM)	d		2025					2056							2127			2151	
Hinton Admiral (HNA)	d		2029					2100							2131			2155	
Christchurch (CHR)	d		2034					2105							2136			2200	
Pokesdown (POK)	d		2037					2108							2139			2204	
Bournemouth (BMH)	a	2015	2021	2041				2054	2112				2116	2120	2143			2208	
Bournemouth (BMH)	d		2022	2043				2058	2114						2124				
Branksome (BSM)	d		2027	2048				2103	2119						2129				
Parkstone (Dorset) (PKS)	d		2030	2051				2106	2122						2132				
Poole (POO)	4 a		2034	2056				2109	2125						2136				
Poole (POO)	4 d		2035					2110							2137				
Hamworthy (HAM)	d		2040					2115							2142				
Holton Heath (HOL)	d																		
Wareham (WRM)	d		2046					2123							2149				
Wool (WOO)	d		2053					2129							2155				
Moreton (Dorset) (MTN)	d							2141e							2201				
Dorchester South (DCH)	d		2104					2149							2209				
Dorchester West (DCW)	d																		
Upwey (UPW)	d							2155							2216				
Weymouth (WEY)	a		2115					2200							2220				

NOTES (see introductory pages for explanation of train operator codes and standard symbols)

- a Arrival time
- d Departure time
- u Stops to pick up only
- e Arrives 4 minutes earlier
- D To Salisbury
- J From Manchester Piccadilly
- MFO Mondays and Fridays only

London to Winchester, Fareham, Portsmouth, Southampton, Lymington, Yarmouth (IOW), Bournemouth and Weymouth

Mondays to Fridays

Operator	SW	SW	GW	XC	SW	SW	SW	GW	SW	SW	SW	XC	SW	SW	SW	SW	SW	SW	SW	SW
Days of operation/Notes	D	D	H	J	D	D	D	S	D	D	D	J	D	D	D	D	D	D	D	D
1st Class/Reservations/Bus/Ferry	1	1		1	1	1	1	1	1	1	1	1	1	1	1	1	1	1	1	1
Catering facilities																				
London Waterloo (WAT)	15 d	2009			2035				2105		2109		2135		2205				2208	
Clapham Junction (CLJ)	10 d								2112u						2212u				2215u	
Woking (WOK)	d	2034			2100						2134		2200						2235	
Farnborough (Main) (FNB)	d	2044									2144								2245	
Fleet (FLE)	d	2050									2150								2251	
Reading (RDG)	7 d			2049									2152							
Basingstoke (BSK)	d	2103		2111					2149		2203	2211			2250				2304	
Micheldever (MIC)	d	2113									2213								2314	
Winchester (WIN)	d	2122		2128	2133				2205		2222	2227	2234		2306				2323	
Shawford (SHW)	d	2127									2227								2328	
Romsey (ROM)	d	2107									2207						2311			
Chandlers Ford (CFR)	d	2114									2214						2318			
Eastleigh (ESL)	3 a	2120	2133								2221	2233					2324		2339	
Eastleigh (ESL)	3 d	2121	2133					2209		2222	2233						2324	2330	2339	
Hedge End (HDE)	d	2140									2240								2346	
Botley (BOE)	d	2144									2244								2350	
Fareham (FRM)	a	2151									2251							2344	2357	
Portchester (PTC)	a	2157									2257								0004	
Cosham (CSA)	a	2202									2302							2353	0008	
Hilsea (HLS)	a	2209									2309								0013	
Fratton (FTN)	a	2213									2313								0017	
Portsmouth & Southsea (PMS)	a	2217									2317								0021	
Portsmouth Harbour (PMH)	a	2221									2322								0025	
Southampton Airport Parkway (SOA)	4 d	2125		2137	2142			2213	2217	2226		2235	2243		2315	2328				
Swaythling (SWG)	d	2127								2228						2331				
St Denys (SDN)	d	2130								2231						2334				
Southampton Central (SOU)	a	2135		2144	2149			2221	2225	2236		2242	2250		2322	2340				
Southampton Central (SOU)	d	2137		2145	2151	2156		2222	2227	2238		2245	2252		2324	2342				
Millbrook (Hants) (MBK)	d	2140								2240						2344				
Redbridge (RDB)	d	2143a								2244a						2348a				
Totton (TTN)	d					2201			2232							2329				
Ashurst New Forest (ANF)	d					2206			2237							2334				
Beaulieu Road (BEU)	d					2210														
Brockenhurst (BCU)	3 a				2205	2216			2245				2305		2342					
Brockenhurst (BCU)	3 d				2206	2217	2218		2247				2306	2316	2343					
Lymington Town (LYT)	d						2226													
Lymington Pier (LYP)	a						2228													
Lymington Pier (LYP)	d																			
Yarmouth (I.O.W.) (YMH)	a																			
Sway (SWY)	d					2222			2251						2321	2347				
New Milton (NWM)	d					2227			2256						2326	2352				
Hinton Admiral (HNA)	d					2231			2300						2330	2356				
Christchurch (CHR)	d					2236			2305						2335	0002				
Pokesdown (POK)	d					2239			2309						2338	0006				
Bournemouth (BMH)	a			2215	2220	2244			2313			2316	2320	2342	0010					
Bournemouth (BMH)	d					2224									2324	2344				
Branksome (BSM)	d					2229									2329	2349				
Parkstone (Dorset) (PKS)	d					2232									2332	2352				
Poole (POO)	4 a					2236									2336	2355				
Poole (POO)	4 d					2237									2337					
Hamworthy (HAM)	d					2242									2342					
Holton Heath (HOL)	d																			
Wareham (WRM)	d					2249									2349					
Wool (WOO)	d					2255									2355					
Moreton (Dorset) (MTN)	d					2301									0002					
Dorchester South (DCH)	d					2309									0010					
Dorchester West (DCW)	d			2255																
Upwey (UPW)	d			2303	2316										0016					
Weymouth (WEY)	a			2308	2320										0021					

NOTES (see introductory pages for explanation of train operator codes and standard symbols)

- a Arrival time
- d Departure time
- u Stops to pick up only
- D To Salisbury
- H From Bristol Temple Meads
- J From Manchester Piccadilly
- S From Portsmouth Harbour to Bristol Temple Meads
- T From Southampton Central to Littlehampton

London to Winchester, Fareham, Portsmouth, Southampton, Lymington, Yarmouth (IOW), Bournemouth and Weymouth

Mondays to Fridays

Operator	XC	SW	SW	SW	SW
Days of operation/Notes	J				SM U
1st Class/Reservations/Bus/Ferry	◇	□	□	□	□
London Waterloo (WAT)	15 d	2235	2305	2335	0105
Clapham Junction (CLJ)	10 d		2312u	2344u	0115
Woking (WOK)	d	2300	2332	0004	0142
Farnborough (Main) (FNB)	d			0015	0151s
Fleet (FLE)	d			0020	0157s
Reading (RDG)	7 d	2249			
Basingstoke (BSK)	d	2311	2319	2352	0035
Micheldever (MIC)	d			0002	
Winchester (WIN)	d	2328	2336	0012	0051
Shawford (SHW)	d			0017	
Romsey (ROM)	d				
Chandlers Ford (CFR)	d				
Eastleigh (ESL)	3 a			0022	0059
Eastleigh (ESL)	3 d			0023	0100
Hedge End (HDE)	d				
Botley (BOE)	d				
Fareham (FRM)	a				
Portchester (PTC)	a				
Cosham (CSA)	a				
Hilsea (HLS)	a				
Fratton (FTN)	a				
Portsmouth & Southsea (PMS)	a				
Portsmouth Harbour (PMH)	a				
Southampton Airport Parkway (SOA)	4 d	2336	2345	0027	0105
Swaythling (SWG)	d				
St Denys (SDN)	d			0031s	0244s
Southampton Central (SOU)	a	2345	2352	0036	0112
Southampton Central (SOU)	d		2353		0113
Millbrook (Hants) (MBK)	d				
Redbridge (RDB)	d				
Totton (TTN)	d				0119s
Ashurst New Forest (ANF)	d				
Beaulieu Road (BEU)	d				
Brockenhurst (BCU)	3 a		0007		0130s
Brockenhurst (BCU)	3 d		0008		
Lymington Town (LYT)	d				
Lymington Pier (LYP)	a				
Lymington Pier (LYP)	d				
Yarmouth (I.O.W.) (YMH)	a				
Sway (SWY)	d				
New Milton (NWM)	d				0137s
Hinton Admiral (HNA)	d				
Christchurch (CHR)	d				0144s
Pokesdown (POK)	d				0148s
Bournemouth (BMH)	a		0023		0152
Bournemouth (BMH)	d		0024		
Branksome (BSM)	d		0029		
Parkstone (Dorset) (PKS)	d		0032		
Poole (POO)	4 a		0036		
Poole (POO)	4 d				
Hamworthy (HAM)	d				
Holton Heath (HOL)	d				
Wareham (WRM)	d				
Wool (WOO)	d				
Moreton (Dorset) (MTN)	d				
Dorchester South (DCH)	d				
Dorchester West (DCW)	d				
Upwey (UPW)	d				
Weymouth (WEY)	a				

NOTES (see introductory pages for explanation of train operator codes and standard symbols)

- a Arrival time
- d Departure time
- s Stops to set down only
- u Stops to pick up only
- J From Manchester Piccadilly
- U Also calls at Vauxhall 0109, Wimbledon 0120 and Surbiton 0128
- SM Saturday mornings

London to Winchester, Fareham, Portsmouth, Southampton, Lymington, Yarmouth (IOW), Bournemouth and Weymouth

Saturdays

Operator	SW	SW	SW	SW	SW	SW	SW	SW	SW	SW	SW	SW	SW	SW	SW	SW	SW	SW	SW
Days of operation/Notes	1	1	1	1	1	1	1	A	B	1	1	1	C	1	1	1	D	E	1
1st Class/Reservations/Bus/Ferry	1	1	1	1	1	1	1	1	1	1	1	1	1	1	1	1	1	1	1
London Waterloo (WAT)	15 d												0530						
Clapham Junction (CLJ)	10 d												0537u						
Woking (WOK)	d												0603					0620	
Farnborough (Main) (FNB)	d																	0634	
Fleet (FLE)	d																	0639	
Reading (RDG)	7 d																		
Basingstoke (BSK)	d		0510										0623					0700	
Micheldever (MIC)	d												0633					0710	
Winchester (WIN)	d		0526										0642					0719	
Shawford (SHW)	d																	0724	
Romsey (ROM)	d							0558									0707		
Chandlers Ford (CFR)	d							0606									0714		
Eastleigh (ESL)	3 a		0534					0612					0650				0720	0729	
Eastleigh (ESL)	3 d		0535					0613		0625	0628		0651				0721	0730	
Hedge End (HDE)	d										0634							0736	
Botley (BOE)	d										0638							0740	
Fareham (FRM)	a										0647							0748	
Portchester (PTC)	a										0653							0754	
Cosham (CSA)	a										0657							0759	
Hilsea (HLS)	a										0702							0804	
Fratton (FTN)	a										0706							0808	
Portsmouth & Southsea (PMS)	a										0710							0812	
Portsmouth Harbour (PMH)	a										0715							0817	
Southampton Airport Parkway (SOA)	d		0540					0617		0629			0655				0725		
Swaythling (SWG)	d							0619									0727		
St Denys (SDN)	d		0544					0622									0730		
Southampton Central (SOU)	a		0549					0631		0638			0703				0735		
Southampton Central (SOU)	d					0620		0633					0705	0721			0737		
Millbrook (Hants) (MBK)	d							0636									0740		
Redbridge (RDB)	d							0639a									0743a		
Totton (TTN)	d					0625							0710	0726					
Ashurst New Forest (ANF)	d					0630								0731					
Beaulieu Road (BEU)	d																		
Brockenhurst (BCU)	3 a					0638							0721	0739					
Brockenhurst (BCU)	3 d			0612	0615	0639	0642					0712	0721	0740	0742				0812
Lymington Town (LYT)	d			0620			0650					0720			0750				0820
Lymington Pier (LYP)	a			0622			0652					0722			0752				0822
Lymington Pier (LYP)	d															0800			
Yarmouth (I.O.W.) (YMH)	a															0840			
Sway (SWY)	d				0620	0643							0726	0744					
New Milton (NWM)	d				0625	0648							0731	0749					
Hinton Admiral (HNA)	d				0629	0652							0735	0753					
Christchurch (CHR)	d				0634	0657							0740	0758					
Pokesdown (POK)	d				0637	0701							0743	0802					
Bournemouth (BMH)	a				0641	0706							0747	0806					
Bournemouth (BMH)	d	0611				0644	0711						0749	0809					
Branksome (BSM)	d	0616				0649	0716						0754	0814					
Parkstone (Dorset) (PKS)	d	0619				0652	0719						0757	0817					
Poole (POO)	4 a	0623				0655	0723						0800	0821					
Poole (POO)	4 d	0624				0657	0724						0801	0822					
Hamworthy (HAM)	d	0629				0702	0729						0806	0827					
Holton Heath (HOL)	d	0633				0706	0733							0831					
Wareham (WRM)	d	0638				0711	0738						0813	0836					
Wool (WOO)	d	0644				0717	0744						0819	0842					
Moreton (Dorset) (MTN)	d	0650				0723	0750						0825	0848					
Dorchester South (DCH)	d	0658				0731	0758						0833	0856					
Dorchester West (DCW)	d								0812										
Upwey (UPW)	d	0705				0738	0805			0820			0840	0903					
Weymouth (WEY)	a	0709				0742	0809			0825			0845	0908					

NOTES (see introductory pages for explanation of train operator codes and standard symbols)

- a Arrival time
- d Departure time
- u Stops to pick up only
- A From Salisbury to Salisbury
- B From Westbury
- C Also calls at Wimbledon 0543 and Surbiton 0551
- D To Salisbury
- E Also calls at Brookwood 0626, Winchfield 0645 and Hook 0649

London to Winchester, Fareham, Portsmouth, Southampton, Lymington, Yarmouth (IOW), Bournemouth and Weymouth

Saturdays

Operator	SW	SW	SW	SW	SW	SW	XC	SW	SW	SW	GW	SW	SW	SW	SW	SW	SW
Days of operation/Notes	1	1	1	1	D	F	G	1	1	1	H	1	1	1	1	D	1
1st Class/Reservations/Bus/Ferry																	
Catering facilities																	
London Waterloo (WAT)	15 d	0630				0642			0735				0805				0809
Clapham Junction (CLJ)	10 d	0637u				0649u							0812u				
Woking (WOK)	d	0657				0719			0800								0834
Farnborough (Main) (FNB)	d					0733											0844
Fleet (FLE)	d					0738											0850
Reading (RDG)	7 d						0752										
Basingstoke (BSK)	d	0718				0800	0811		0821				0849				0903
Micheldever (MIC)	d					0810											0913
Winchester (WIN)	d	0734				0820	0831		0838			0850	0905				0922
Shawford (SHW)	d					0824						0855					
Romsey (ROM)	d					0807										0907	
Chandlers Ford (CFR)	d					0814										0914	
Eastleigh (ESL)	3 a	0742				0820	0830		0847			0900				0920	0930
Eastleigh (ESL)	3 d	0743				0821	0831		0847			0901				0921	0931
Hedge End (HDE)	d						0837										0937
Botley (BOE)	d						0841										0941
Fareham (FRM)	a						0849										0949
Portchester (PTC)	a						0855										0955
Cosham (CSA)	a						0859										0959
Hilsea (HLS)	a						0904										1004
Fratton (FTN)	a						0908										1008
Portsmouth & Southsea (PMS)	a						0913										1013
Portsmouth Harbour (PMH)	a						0918										1018
Southampton Airport Parkwy (SOA)	4 d	0748				0825		0840		0851		0905	0914			0925	
Swaythling (SWG)	d					0827										0927	
St Denys (SDN)	d					0830										0930	
Southampton Central (SOU)	a	0755				0835		0847		0858		0912	0921			0935	
Southampton Central (SOU)	d	0800	0817			0837		0849		0900	0903		0924			0937	
Millbrook (Hants) (MBK)	d					0840										0940	
Redbridge (RDB)	d					0843a										0943a	
Totton (TTN)	d	0805	0822								0909						
Ashurst New Forest (ANF)	d		0827								0913						
Beaulieu Road (BEU)	d		0831														
Brockenhurst (BCU)	3 a	0816	0837						0914	0921			0937				
Brockenhurst (BCU)	3 d	0817	0838	0842				0912	0914	0922			0938	0942			
Lymington Town (LYT)	d			0850				0920						0950			
Lymington Pier (LYP)	a			0852				0922						0952			
Lymington Pier (LYP)	d				0900										1000		
Yarmouth (I.O.W.) (YMH)	a				0940										1040		
Sway (SWY)	d	0821	0843							0926							
New Milton (NWM)	d	0826	0848							0931			0945				
Hinton Admiral (HNA)	d	0830	0852							0935							
Christchurch (CHR)	d	0835	0857							0940			0952				
Pokesdown (POK)	d	0839	0900							0944			0956				
Bournemouth (BMH)	a	0843	0905				0916		0929	0950			1000				
Bournemouth (BMH)	d	0844	0909						0930				1004	1008			
Branksome (BSM)	d	0849	0914						0935					1013			
Parkstone (Dorset) (PKS)	d	0852	0917						0938					1016			
Poole (POO)	4 a	0856	0921						0942				1013	1020			
Poole (POO)	4 d	0857	0922						0943				1014				
Hamworthy (HAM)	d	0902	0927						0948				1019				
Holton Heath (HOL)	d		0931										1023				
Wareham (WRM)	d	0909	0936						0955				1028				
Wool (WOO)	d	0915	0942										1035				
Moreton (Dorset) (MTN)	d	0921	0948										1041				
Dorchester South (DCH)	d	0929	0956						1011				1049				
Dorchester West (DCW)	d										1016						
Upwey (UPW)	d	0936	1003								1024		1055				
Weymouth (WEY)	a	0940	1008						1020		1029		1100				

NOTES (see introductory pages for explanation of train operator codes and standard symbols)

- a Arrival time
- d Departure time
- u Stops to pick up only
- D To Salisbury
- F Also calls at Surbiton 0700, Walton-On-Thames 0707, Weybridge 0711, Brookwood 0725, Winchfield 0744 and Hook 0748
- G From Birmingham New Street
- H From Cheltenham Spa

London to Winchester, Fareham, Portsmouth, Southampton, Lymington, Yarmouth (IOW), Bournemouth and Weymouth

Saturdays

Operator	XC	SW	SW	SW	SW	SW	SW	SW	SW	SW	SW	XC	SW	SW	SW	SW	SW	SW	SW
Days of operation/Notes	J	1	1	1	1	1	1	1	1	1	1	K	1	1	1	1	1	1	1
1st Class/Reservations/Bus/Ferry	1	1	1	1	1	1	1	1	1	1	1	1	1	1	1	1	1	1	1
Catering facilities	1	1	1	1	1	1	1	1	1	1	1	1	1	1	1	1	1	1	1
London Waterloo (WAT)	15 d	0835					0905				0909		0935						
Clapham Junction (CLJ)	10 d						0912u												
Woking (WOK)	d	0900									0934		1000						
Farnborough (Main) (FNB)	d										0944								
Fleet (FLE)	d										0950								
Reading (RDG)	7 d	0852										0952							
Basingstoke (BSK)	d	0911					0948				1003	1011							
Micheldever (MIC)	d										1013								
Winchester (WIN)	d	0927	0933			0949	1005				1022	1027	1033				1049		
Shawford (SHW)	d					0954											1054		
Romsey (ROM)	d										1007								
Chandlers Ford (CFR)	d										1014								
Eastleigh (ESL)	3 a					0959					1020	1030					1059		
Eastleigh (ESL)	3 d					1000					1021	1031					1100		
Hedge End (HDE)	d											1037							
Botley (BOE)	d											1041							
Fareham (FRM)	a											1049							
Portchester (PTC)	a											1055							
Cosham (CSA)	a											1059							
Hilsea (HLS)	a											1104							
Fratton (FTN)	a											1108							
Portsmouth & Southsea (PMS)	a											1113							
Portsmouth Harbour (PMH)	a											1118							
Southampton Airport Parkwy (SOA)	1 d	0936	0942			1005	1014				1025		1036	1042			1105		
Swaythling (SWG)	d										1027								
St Denys (SDN)	d										1030								
Southampton Central (SOU)	a	0943	0949			1012	1021				1035		1043	1050			1112		
Southampton Central (SOU)	d	0945	0951		0956		1024				1037		1044	1051		1056			
Millbrook (Hants) (MBK)	d										1040								
Redbridge (RDB)	d										1043a								
Totton (TTN)	d				1001											1101			
Ashurst New Forest (ANF)	d				1006											1106			
Beaulieu Road (BEU)	d				1010														
Brookhurst (BCU)	3 a	0958	1005		1016		1037							1105		1116			
Brookhurst (BCU)	3 d	0959	1006	1012	1017		1038	1042						1106	1112	1117			
Lymington Town (LYT)	d			1020				1050							1120				
Lymington Pier (LYP)	a			1022				1052							1122				
Lymington Pier (LYP)	d								1100										
Yarmouth (I.O.W.) (YMH)	a								1140										
Sway (SWY)	d				1022												1122		
New Milton (NWM)	d				1027		1045										1127		
Hinton Admiral (HNA)	d				1031												1131		
Christchurch (CHR)	d				1036		1052										1136		
Pokesdown (POK)	d				1039		1056										1139		
Bournemouth (BMH)	a	1013	1020		1044		1100						1111	1120		1144			
Bournemouth (BMH)	d		1024				1104	1108									1124		
Branksome (BSM)	d		1029					1113									1129		
Parkstone (Dorset) (PKS)	d		1032					1116									1132		
Poole (POO)	4 a		1036				1113	1120									1136		
Poole (POO)	4 d		1037				1114										1137		
Hamworthy (HAM)	d		1042				1119										1142		
Holton Heath (HOL)	d						1123												
Wareham (WRM)	d		1049				1128							1149					
Wool (WOO)	d						1135												
Moreton (Dorset) (MTN)	d						1141												
Dorchester South (DCH)	d		1105				1149							1205					
Dorchester West (DCW)	d																	1212	
Upwey (UPW)	d						1155											1221	
Weymouth (WEY)	a		1114				1200							1214				1226	

NOTES (see introductory pages for explanation of train operator codes and standard symbols)

- a Arrival time
- d Departure time
- u Stops to pick up only
- D To Salisbury
- J From Manchester Piccadilly
- K From Nottingham
- L From Gloucester

London to Winchester, Fareham, Portsmouth, Southampton, Lymington, Yarmouth (IOW), Bournemouth and Weymouth

Saturdays

Operator	SW	SW	SW	SW	SW	SW	XC	SW	SW	SW	SW	SW	SW	SW	SW	SW	SW	XC
Days of operation/Notes	1	1	1	1	D	1	J	1	1	1	1	1	1	1	1	D	1	J
1st Class/Reservations/Bus/Ferry																		
Catering facilities																		
London Waterloo (WAT)	15 d	1005				1009		1035					1105				1109	
Clapham Junction (CLJ)	10 d	1012u											1112u					
Woking (WOK)	d					1034		1100									1134	
Farnborough (Main) (FNB)	d					1044											1144	
Fleet (FLE)	d					1050											1150	
Reading (RDG)	7 d						1052											1152
Basingstoke (BSK)	d	1048				1103	1111						1148				1203	1211
Micheldever (MIC)	d					1113											1213	
Winchester (WIN)	d	1105				1122	1127	1133				1149	1205				1222	1227
Shawford (SHW)	d											1154						
Romsey (ROM)	d				1107											1207		
Chandlers Ford (CFR)	d				1114											1214		
Eastleigh (ESL)	3 a				1120	1130						1159				1220	1230	
Eastleigh (ESL)	3 d				1121	1131						1200				1221	1231	
Hedge End (HDE)	d					1137											1237	
Botley (BOE)	d					1141											1241	
Fareham (FRM)	a					1149											1249	
Portchester (PTC)	a					1155											1255	
Cosham (CSA)	a					1159											1259	
Hilsea (HLS)	a					1204											1304	
Fratton (FTN)	a					1208											1308	
Portsmouth & Southsea (PMS)	a					1213											1313	
Portsmouth Harbour (PMH)	a					1218											1318	
Southampton Airport Parkway (SOA)	4 d	1114			1125		1136	1142				1205	1214			1225		1236
Swaythling (SWG)	d				1127											1227		
St Denys (SDN)	d				1130											1231		
Southampton Central (SOU)	a	1121			1135		1143	1149				1212	1221			1236		1243
Southampton Central (SOU)	d	1124			1137		1144	1151			1156		1224			1238		1245
Millbrook (Hants) (MBK)	d				1140											1240		
Redbridge (RDB)	d				1143a											1244a		
Totton (TTN)	d											1201						
Ashurst New Forest (ANF)	d											1206						
Beaulieu Road (BEU)	d											1210						
Brockenhurst (BCU)	3 a	1137						1205				1216		1237				
Brockenhurst (BCU)	3 d	1138	1142					1206	1212	1217			1238	1242				
Lymington Town (LYT)	d		1150						1220					1250				
Lymington Pier (LYP)	a		1152						1222					1252				
Lymington Pier (LYP)	d			1200											1300			
Yarmouth (I.O.W.) (YMH)	a			1240											1340			
Sway (SWY)	d											1222						
New Milton (NWM)	d	1145										1227		1245				
Hinton Admiral (HNA)	d											1231						
Christchurch (CHR)	d	1152										1236		1252				
Pokesdown (POK)	d	1156										1239		1256				
Bournemouth (BMH)	a	1200					1211	1220				1244		1300				1312
Bournemouth (BMH)	d	1204	1208											1304	1308			
Branksome (BSM)	d		1213												1313			
Parkstone (Dorset) (PKS)	d		1216												1316			
Poole (POO)	4 a	1213	1220											1313	1320			
Poole (POO)	4 d	1214												1314				
Hamworthy (HAM)	d	1219												1319				
Holton Heath (HOL)	d	1223												1323				
Wareham (WRM)	d	1228						1249						1328				
Wool (WOO)	d	1235												1335				
Moreton (Dorset) (MTN)	d	1241												1341				
Dorchester South (DCH)	d	1249						1305						1349				
Dorchester West (DCW)	d																	
Upwey (UPW)	d	1255												1355				
Weymouth (WEY)	a	1300						1314						1400				

NOTES (see introductory pages for explanation of train operator codes and standard symbols)

- a Arrival time
- d Departure time
- u Stops to pick up only
- D To Salisbury
- J From Manchester Piccadilly

London to Winchester, Fareham, Portsmouth, Southampton, Lymington, Yarmouth (IOW), Bournemouth and Weymouth

Saturdays

Operator Days of operation/Notes 1st Class/Reservations/Bus/Ferry Catering facilities	SW 1	SW 1	SW 1	GW L	SW 1	SW 1	SW 1	SW 1	SW 1	SW D 1	SW 1	XC J 1	SW 1	SW 1	SW 1	SW 1	SW 1	SW 1
London Waterloo (WAT)	15 d	1135				1205					1209		1235				1305	
Clapham Junction (CLJ)	10 d					1212u											1312u	
Woking (WOK)	d	1200									1234		1304					
Farnborough (Main) (FNB)	d										1244							
Fleet (FLE)	d										1250							
Reading (RDG)	7 d												1252					
Basingstoke (BSK)	d					1249					1303	1311					1349	
Micheldever (MIC)	d										1313							
Winchester (WIN)	d	1233			1249	1306					1322	1327	1336			1349	1405	
Shawford (SHW)	d				1254											1354		
Romsey (ROM)	d										1307							
Chandlers Ford (CFR)	d										1314							
Eastleigh (ESL)	3 a				1259						1320	1330				1359		
Eastleigh (ESL)	3 d				1300						1321	1331				1400		
Hedge End (HDE)	d											1337						
Botley (BOE)	d											1341						
Fareham (FRM)	a											1349						
Portchester (PTC)	a											1355						
Cosham (CSA)	a											1359						
Hilsea (HLS)	a											1404						
Fratton (FTN)	a											1408						
Portsmouth & Southsea (PMS)	a											1413						
Portsmouth Harbour (PMH)	a											1418						
Southampton Airport Parkwy (SOA)	4 d	1242			1305	1314					1325		1336	1345		1405	1414	
Swaythling (SWG)	d										1327							
St Denys (SDN)	d										1330							
Southampton Central (SOU)	a	1249			1312	1321					1335		1343	1352		1412	1421	
Southampton Central (SOU)	d	1251		1256		1324					1337		1345	1353		1356		1424
Millbrook (Hants) (MBK)	d										1340							
Redbridge (RDB)	d										1343a							
Totton (TTN)	d			1301												1402		
Ashurst New Forest (ANF)	d			1306												1407		
Beaulieu Road (BEU)	d															1411		
Brockenhurst (BCU)	3 a	1305		1316		1337							1407		1417		1437	
Brockenhurst (BCU)	3 d	1306	1312	1317		1338	1342						1408	1412	1418		1438	
Lymington Town (LYT)	d		1320				1350							1420				
Lymington Pier (LYP)	a		1322				1352							1422				
Lymington Pier (LYP)	d							1400										
Yarmouth (I.O.W.) (YMH)	a							1440										
Sway (SWY)	d			1322												1422		
New Milton (NWM)	d			1327		1345										1427		1445
Hinton Admiral (HNA)	d			1331												1431		
Christchurch (CHR)	d			1336		1352										1436		1452
Pokesdown (POK)	d			1339		1356										1440		1456
Bournemouth (BMH)	a	1320		1344		1400						1412	1422		1444		1500	
Bournemouth (BMH)	d	1324				1404	1408						1426				1504	1508
Branksome (BSM)	d	1329					1413						1431					1513
Parkstone (Dorset) (PKS)	d	1332					1416						1434					1516
Poole (POO)	4 a	1336				1413	1420						1437				1513	1520
Poole (POO)	4 d	1337				1414							1438					1514
Hamworthy (HAM)	d	1342				1419							1443					1519
Holton Heath (HOL)	d					1423												1523
Wareham (WRM)	d	1349				1428							1450					1528
Wool (WOO)	d					1435												1535
Moreton (Dorset) (MTN)	d					1441												1541
Dorchester South (DCH)	d	1405				1449							1507					1549
Dorchester West (DCW)	d			1412														
Upwey (UPW)	d			1421		1455												1555
Weymouth (WEY)	a	1414		1426		1500							1515					1600

NOTES (see introductory pages for explanation of train operator codes and standard symbols)

- a Arrival time
- d Departure time
- u Stops to pick up only
- D To Salisbury
- J From Manchester Piccadilly
- L From Gloucester

London to Winchester, Fareham, Portsmouth, Southampton, Lymington, Yarmouth (IOW), Bournemouth and Weymouth

Saturdays

Operator	SW	SW	SW	SW	XC	SW	SW	SW	GW	SW	SW	SW	SW	SW	SW	SW	XC	SW
Days of operation/Notes	1	1	D	1	J	1	1	1	L	1	1	1	1	1	D	1	J	1
1st Class/Reservations/Bus/Ferry					1												1	
Catering facilities																		
London Waterloo (WAT)	15 d			1309		1335						1405				1409		1435
Clapham Junction (CLJ)	10 d											1412u						
Woking (WOK)	d			1334		1400										1434		1500
Farnborough (Main) (FNB)	d			1344												1444		
Fleet (FLE)	d			1350												1450		
Reading (RDG)	7 d				1352												1452	
Basingstoke (BSK)	d			1403	1411							1448				1503	1511	
Micheldever (MIC)	d			1413												1513		
Winchester (WIN)	d			1422	1427	1433				1449	1505					1522	1527	1533
Shawford (SHW)	d									1454								
Romsey (ROM)	d			1407											1507			
Chandlers Ford (CFR)	d			1414											1514			
Eastleigh (ESL)	3 a			1420	1430					1459					1520	1530		
Eastleigh (ESL)	3 d			1421	1431					1500					1521	1531		
Hedge End (HDE)	d				1437											1537		
Botley (BOE)	d				1441											1541		
Fareham (FRM)	a				1449											1549		
Portchester (PTC)	a				1455											1555		
Cosham (CSA)	a				1459											1559		
Hilsea (HLS)	a				1504											1604		
Fratton (FTN)	a				1508											1608		
Portsmouth & Southsea (PMS)	a				1513											1613		
Portsmouth Harbour (PMH)	a				1518											1618		
Southampton Airport Parkwy (SOA)	1 d			1425		1436	1442			1505	1514				1525		1535	1542
Swaythling (SWG)	d			1427											1527			
St Denys (SDN)	d			1430											1530			
Southampton Central (SOU)	a			1435		1443	1449			1512	1521				1535		1542	1549
Southampton Central (SOU)	d			1437		1445	1451		1456			1524			1537		1545	1551
Millbrook (Hants) (MBK)	d			1440											1540			
Redbridge (RDB)	d			1443a											1543a			
Totton (TTN)	d								1501									
Ashurst New Forest (ANF)	d								1506									
Beaulieu Road (BEU)	d																	
Brockenhurst (BCU)	3 a					1505		1516				1537						1605
Brockenhurst (BCU)	3 d	1442				1506	1512	1517				1538	1542					1606
Lymington Town (LYT)	d	1450					1520						1550					
Lymington Pier (LYP)	a	1452					1522						1552					
Lymington Pier (LYP)	d		1500											1600				
Yarmouth (I.O.W.) (YMH)	a		1540											1640				
Sway (SWY)	d							1522										
New Milton (NWM)	d							1527				1545						
Hinton Admiral (HNA)	d							1531										
Christchurch (CHR)	d							1536				1552						
Pokesdown (POK)	d							1539				1556						
Bournemouth (BMH)	a				1512	1520	1544					1600					1612	1620
Bournemouth (BMH)	d					1524						1604	1608					1624
Branksome (BSM)	d					1529							1613					1629
Parkstone (Dorset) (PKS)	d					1532							1616					1632
Poole (POO)	4 a					1536						1613	1620					1636
Poole (POO)	4 d					1537						1614						1637
Hamworthy (HAM)	d					1542						1619						1642
Holton Heath (HOL)	d											1623						
Wareham (WRM)	d					1549						1628						1649
Wool (WOO)	d											1635						
Moreton (Dorset) (MTN)	d											1641						
Dorchester South (DCH)	d					1605						1649						1705
Dorchester West (DCW)	d								1612									
Upwey (UPW)	d								1621		1655							
Weymouth (WEY)	a					1614			1626		1700							1714

NOTES (see introductory pages for explanation of train operator codes and standard symbols)

- a Arrival time
- d Departure time
- u Stops to pick up only
- D To Salisbury
- J From Manchester Piccadilly
- L From Gloucester

London to Winchester, Fareham, Portsmouth, Southampton, Lymington, Yarmouth (IOW), Bournemouth and Weymouth

Saturdays

Operator	SW	SW	SW	SW	SW	SW	SW	SW	SW	SW	XC	SW	SW	SW	GW	SW	SW	SW	SW
Days of operation/Notes	1	1	1	1	1	1	1	1	1	1	J	1	1	1	L	1	1	1	1
1st Class/Reservations/Bus/Ferry																			
Catering facilities																			
London Waterloo (WAT)	15 d				1505					1509		1535						1605	
Clapham Junction (CLJ)	10 d				1512u													1612u	
Woking (WOK)	d									1534		1600							
Farnborough (Main) (FNB)	d									1544									
Fleet (FLE)	d									1550									
Reading (RDG)	7 d										1552								
Basingstoke (BSK)	d				1548					1603	1611							1648	
Micheldever (MIC)	d									1613									
Winchester (WIN)	d			1549	1605					1622	1627	1633				1649	1705		
Shawford (SHW)	d			1554												1654			
Romsey (ROM)	d									1607									
Chandlers Ford (CFR)	d									1614									
Eastleigh (ESL)	3 a			1559						1620	1630					1659			
Eastleigh (ESL)	3 d			1600						1621	1631					1700			
Hedge End (HDE)	d										1637								
Botley (BOE)	d										1641								
Fareham (FRM)	a										1649								
Portchester (PTC)	a										1655								
Cosham (CSA)	a										1659								
Hilsea (HLS)	a										1704								
Fratton (FTN)	a										1708								
Portsmouth & Southsea (PMS)	a										1713								
Portsmouth Harbour (PMH)	a										1718								
Southampton Airport Parkway (SOA)	4 d			1605	1614					1625		1636	1642			1705	1714		
Swaythling (SWG)	d									1627									
St Denys (SDN)	d									1630									
Southampton Central (SOU)	a			1612	1621					1635		1644	1649			1712	1721		
Southampton Central (SOU)	d			1556		1624				1637		1646	1651		1656			1724	
Millbrook (Hants) (MBK)	d									1640									
Redbridge (RDB)	d									1643a									
Totton (TTN)	d			1601											1701				
Ashurst New Forest (ANF)	d			1606											1706				
Beaulieu Road (BEU)	d			1610															
Brockenhurst (BCU)	3 a			1616		1637						1705		1716			1737		
Brockenhurst (BCU)	3 d	1612	1617		1638	1642						1706	1712	1717			1738	1742	
Lymington Town (LYT)	d	1620				1650							1720					1750	
Lymington Pier (LYP)	a	1622				1652							1722					1752	
Lymington Pier (LYP)	d						1700												
Yarmouth (I.O.W.) (YMH)	a						1740												
Sway (SWY)	d			1622											1722				
New Milton (NWM)	d			1627		1645									1727			1745	
Hinton Admiral (HNA)	d			1631											1731				
Christchurch (CHR)	d			1636		1652									1736			1752	
Pokesdown (POK)	d			1639		1656									1739			1756	
Bournemouth (BMH)	a			1644		1700					1715	1720		1744				1800	
Bournemouth (BMH)	d				1704	1708						1724						1804	1808
Branksome (BSM)	d					1713						1729						1813	
Parkstone (Dorset) (PKS)	d					1716						1732						1816	
Poole (POO)	4 a				1713	1720						1736						1813	1820
Poole (POO)	4 d				1714							1737						1814	
Hamworthy (HAM)	d				1719							1742						1819	
Holton Heath (HOL)	d				1723													1823	
Wareham (WRM)	d				1728							1749						1828	
Wool (WOO)	d				1735													1835	
Moreton (Dorset) (MTN)	d				1741													1841	
Dorchester South (DCH)	d				1749							1806						1849	
Dorchester West (DCW)	d														1812				
Upwey (UPW)	d				1755										1821			1855	
Weymouth (WEY)	a				1800							1816			1826			1900	

NOTES (see introductory pages for explanation of train operator codes and standard symbols)

- a Arrival time
- d Departure time
- u Stops to pick up only
- D To Salisbury
- J From Manchester Piccadilly
- L From Gloucester

London to Winchester, Fareham, Portsmouth, Southampton, Lymington, Yarmouth (IOW), Bournemouth and Weymouth

Saturdays

Operator	SW	SW	SW	XC	SW	SW	SW	GW	SW	SW	SW	SW	SW	SW	XC	SW	SW	SW
Days of operation/Notes	D	D	D	J	D	D	D	L	D	D	D	D	D	D	J	D	D	D
1st Class/Reservations/Bus/Ferry																		
Catering facilities																		
London Waterloo (WAT)	15 d		1609		1635					1705			1709			1735		
Clapham Junction (CLJ)	10 d									1712u								
Woking (WOK)	d		1634		1700								1734			1800		
Farnborough (Main) (FNB)	d		1644										1744					
Fleet (FLE)	d		1650										1750					
Reading (RDG)	7 d			1652											1752			
Basingstoke (BSK)	d		1703	1711						1748			1803	1811				
Micheldever (MIC)	d		1713										1813					
Winchester (WIN)	d		1722	1727	1733				1749	1805			1822	1827	1833			
Shawford (SHW)	d								1754									
Romsey (ROM)	d	1707											1807					
Chandlers Ford (CFR)	d	1714											1814					
Eastleigh (ESL)	3 a	1720	1730						1759				1820	1830				
Eastleigh (ESL)	3 d	1721	1731						1800				1821	1831				
Hedge End (HDE)	d		1737											1837				
Botley (BOE)	d		1741											1841				
Fareham (FRM)	a		1749											1849				
Portchester (PTC)	a		1755											1855				
Cosham (CSA)	a		1759											1859				
Hilsea (HLS)	a		1804											1904				
Fratton (FTN)	a		1808											1908				
Portsmouth & Southsea (PMS)	a		1813											1913				
Portsmouth Harbour (PMH)	a		1818											1918				
Southampton Airport Parkwy (SOA)	4 d	1725		1735	1742				1805	1814			1825		1835	1842		
Swaythling (SWG)	d	1727											1827					
St Denys (SDN)	d	1730											1830					
Southampton Central (SOU)	a	1735		1742	1749				1812	1821			1835		1842	1849		
Southampton Central (SOU)	d	1737		1745	1751		1756			1824			1837		1845	1851		1856
Millbrook (Hants) (MBK)	d	1740											1840					
Redbridge (RDB)	d	1743a											1843a					
Totton (TTN)	d						1801											1901
Ashurst New Forest (ANF)	d						1806											1906
Beaulieu Road (BEU)	d						1810											
Brockenhurst (BCU)	3 a				1805		1816			1837						1905		1916
Brockenhurst (BCU)	3 d				1806	1812	1817			1838	1842					1906	1912	1917
Lymington Town (LYT)	d					1820					1850						1920	
Lymington Pier (LYP)	a					1822					1852						1922	
Lymington Pier (LYP)	d	1800																
Yarmouth (I.O.W.) (YMH)	a	1840																
Sway (SWY)	d						1822											1922
New Milton (NWM)	d						1827			1845								1927
Hinton Admiral (HNA)	d						1831											1931
Christchurch (CHR)	d						1836				1852							1936
Pokesdown (POK)	d						1839				1856							1939
Bournemouth (BMH)	a			1812	1820		1844				1900				1912	1920		1944
Bournemouth (BMH)	d				1824					1904	1908						1924	
Branksome (BSM)	d				1829						1913						1929	
Parkstone (Dorset) (PKS)	d				1832						1916						1932	
Poole (POO)	4 a				1836					1913	1920						1936	
Poole (POO)	4 d				1837					1914							1937	
Hamworthy (HAM)	d				1842					1919							1942	
Holton Heath (HOL)	d									1923								
Wareham (WRM)	d				1849					1928						1949		
Wool (WOO)	d									1935								
Moreton (Dorset) (MTN)	d									1941								
Dorchester South (DCH)	d				1905					1949						2005		
Dorchester West (DCW)	d							1923										
Upwey (UPW)	d							1931		1955								
Weymouth (WEY)	a				1914			1936		2000						2015		

NOTES (see introductory pages for explanation of train operator codes and standard symbols)

- a Arrival time
- d Departure time
- u Stops to pick up only
- D To Salisbury
- J From Manchester Piccadilly
- L From Gloucester

London to Winchester, Fareham, Portsmouth, Southampton, Lymington, Yarmouth (IOW), Bournemouth and Weymouth

Saturdays

Operator	GW	SW	SW	SW	SW	SW	SW	SW	XC	SW	SW	SW	SW	SW	SW	SW	SW	SW
Days of operation/Notes	L								J									
1st Class/Reservations/Bus/Ferry									1									
Catering facilities									1									
London Waterloo (WAT)	15 d			1805				1809		1835					1905			1909
Clapham Junction (CLJ)	10 d			1812u											1912u			
Woking (WOK)	d							1834		1900								1934
Farnborough (Main) (FNB)	d							1844										1944
Fleet (FLE)	d							1850										1950
Reading (RDG)	7 d								1852									
Basingstoke (BSK)	d			1848				1903	1911						1948			2003
Micheldever (MIC)	d							1913										2013
Winchester (WIN)	d		1849	1905				1922	1927	1933				1949	2005			2022
Shawford (SHW)	d		1854											1954				
Romsey (ROM)	d							1907										2007
Chandlers Ford (CFR)	d							1914										2014
Eastleigh (ESL)	3 a		1859					1920	1930					1959			2020	2030
Eastleigh (ESL)	3 d		1900					1921	1931					2000			2021	2031
Hedge End (HDE)	d								1937									2037
Botley (BOE)	d								1941									2041
Fareham (FRM)	a								1949									2049
Portchester (PTC)	a								1955									2055
Cosham (CSA)	a								1959									2059
Hilsea (HLS)	a								2004									2104
Fratton (FTN)	a								2008									2108
Portsmouth & Southsea (PMS)	a								2013									2113
Portsmouth Harbour (PMH)	a								2018									2118
Southampton Airport Parkwy (SOA)	15 d		1905	1914				1925		1935	1942			2005	2014		2025	
Swaythling (SWG)	d							1927									2027	
St Denys (SDN)	d							1930									2030	
Southampton Central (SOU)	a		1912	1921				1935		1942	1949			2012	2021		2035	
Southampton Central (SOU)	d			1924				1937		1945	1951		1956		2024		2037	
Millbrook (Hants) (MBK)	d							1940									2040	
Redbridge (RDB)	d							1943a									2043a	
Totton (TTN)	d												2001					
Ashurst New Forest (ANF)	d												2006					
Beaulieu Road (BEU)	d												2010					
Brockenhurst (BCU)	3 a			1937					1958	2005			2016		2037			
Brockenhurst (BCU)	3 d			1938	1942				1959	2006	2012	2017			2038	2042		
Lymington Town (LYT)	d				1950						2020					2050		
Lymington Pier (LYP)	a				1952						2022					2052		
Lymington Pier (LYP)	d					2000												
Yarmouth (I.O.W.) (YMH)	a					2040												
Sway (SWY)	d												2022					
New Milton (NWM)	d			1945									2027		2045			
Hinton Admiral (HNA)	d												2031					
Christchurch (CHR)	d			1952									2036		2052			
Pokesdown (POK)	d			1956									2039		2056			
Bournemouth (BMH)	a			2000					2013	2020			2044		2100			
Bournemouth (BMH)	d			2004	2008								2024		2104	2108		
Branksome (BSM)	d				2013								2029			2113		
Parkstone (Dorset) (PKS)	d				2016								2032			2116		
Poole (POO)	4 a			2013	2020								2036		2114	2120		
Poole (POO)	4 d			2014									2037		2115			
Hamworthy (HAM)	d			2019									2042		2120			
Holton Heath (HOL)	d			2023														
Wareham (WRM)	d			2028						2049					2127			
Wool (WOO)	d			2035											2133			
Moreton (Dorset) (MTN)	d			2041											2143c			
Dorchester South (DCH)	d			2049						2105					2151			
Dorchester West (DCW)	d	2011																
Upwey (UPW)	d	2019		2056											2158			
Weymouth (WEY)	a	2025		2102						2114					2202			

NOTES (see introductory pages for explanation of train operator codes and standard symbols)

- a Arrival time
- d Departure time
- u Stops to pick up only
- c Arrives 4 minutes earlier
- D To Salisbury
- J From Manchester Piccadilly
- L From Gloucester

London to Winchester, Fareham, Portsmouth, Southampton, Lymington, Yarmouth (IOW), Bournemouth and Weymouth

Saturdays






Operator	XC	SW	SW	SW	SW	SW	SW	SW	SW	GW	XC	SW	SW	SW	GW	SW	SW	SW
Days of operation/Notes	J									M	J				N			
1st Class/Reservations/Bus/Ferry	1	1	1	1	1	1	1	1	1		1	1	1	1		1	1	1
Catering facilities	⚓										⚓							
London Waterloo (WAT)	15 d	1935				2005			2009			2035				2105		2109
Clapham Junction (CLJ)	10 d					2012u										2112u		
Woking (WOK)	d	2000							2034			2100						2134
Farnborough (Main) (FNB)	d								2044									2144
Fleet (FLE)	d								2050									2150
Reading (RDG)	7 d	1952									2052							
Basingstoke (BSK)	d	2011				2049			2103		2111					2148		2203
Micheldever (MIC)	d								2113									2213
Winchester (WIN)	d	2027	2033			2049	2105		2122		2127	2133		2149		2205		2222
Shawford (SHW)	d					2054								2154				
Romsey (ROM)	d								2107									2207
Chandlers Ford (CFR)	d								2114									2214
Eastleigh (ESL)	3 a					2059			2120	2130				2159				2220
Eastleigh (ESL)	3 d					2100			2121	2131				2200	2205			2221
Hedge End (HDE)	d									2137								2237
Botley (BOE)	d									2141								2241
Fareham (FRM)	a									2149								2249
Portchester (PTC)	a									2155								2255
Cosham (CSA)	a									2159								2259
Hilsea (HLS)	a									2204								2304
Fratton (FTN)	a									2208								2308
Portsmouth & Southsea (PMS)	a									2213								2312
Portsmouth Harbour (PMH)	⚓ a									2218								2316
Southampton Airport Parkwy (SOA)	⚓ d	2035	2042			2105	2114		2125			2136	2142		2205	2209	2214	2225
Swaythling (SWG)	d								2127									2227
St Denys (SDN)	d								2130									2230
Southampton Central (SOU)	a	2042	2049			2112	2121		2135			2143	2149		2213	2218	2225	2235
Southampton Central (SOU)	d	2045	2051		2056		2124		2137			2145	2151				2229	2237
Millbrook (Hants) (MBK)	d								2140									2240
Redbridge (RDB)	d								2143a									2243a
Totton (TTN)	d				2101		2129										2234	
Ashurst New Forest (ANF)	d				2106		2134										2239	
Beaulieu Road (BEU)	d																	
Brockenhurst (BCU)	3 a		2104		2116		2142						2204				2247	
Brockenhurst (BCU)	3 d		2105	2112	2117		2143	2148					2205	2218			2248	
Lymington Town (LYT)	d			2120				2156						2226				
Lymington Pier (LYP)	a			2122				2158						2228				
Lymington Pier (LYP)	⚓ d																	
Yarmouth (I.O.W.) (YMH)	⚓ a																	
Sway (SWY)	d				2122		2148										2253	
New Milton (NWM)	d				2127		2153										2258	
Hinton Admiral (HNA)	d				2131		2157										2302	
Christchurch (CHR)	d				2136		2202										2307	
Pokesdown (POK)	d				2139		2206										2311	
Bournemouth (BMH)	a	2112	2120		2144		2210					2215	2220				2315	
Bournemouth (BMH)	d		2124				2212						2224				2317	
Branksome (BSM)	d		2129				2217						2229				2322	
Parkstone (Dorset) (PKS)	d		2132				2221						2232				2326	
Poole (POO)	4 a		2136				2226						2236				2330	
Poole (POO)	4 d		2137										2237					
Hamworthy (HAM)	d		2142										2242					
Holton Heath (HOL)	d																	
Wareham (WRM)	d		2149										2249					
Wool (WOO)	d		2155										2255					
Moreton (Dorset) (MTN)	d		2201										2301					
Dorchester South (DCH)	d		2209										2309					
Dorchester West (DCW)	d									2251								
Upwey (UPW)	d		2216							2259			2316					
Weymouth (WEY)	a		2220							2305			2320					

NOTES (see introductory pages for explanation of train operator codes and standard symbols)

- a Arrival time
- d Departure time
- u Stops to pick up only
- D To Salisbury
- J From Manchester Piccadilly
- M From Bristol Temple Meads
- N From Portsmouth Harbour to Westbury

London to Winchester, Fareham, Portsmouth, Southampton, Lymington, Yarmouth (IOW), Bournemouth and Weymouth

Saturdays

Operator Days of operation/Notes 1st Class/Reservations/Bus/Ferry Catering facilities	XC J	SW	SW	SW D	SW	XC J	SW	SW	SW SUM	SW	SW SUM P	SW SUM Q
London Waterloo (WAT)  15 d		2135	2205		2209		2235	2305		2335	0010	0105
Clapham Junction (CLJ) 10 d			2212u					2312u		2342u	0017u	0115
Woking (WOK) d		2200			2234		2300	2332		0003	0040	0149
Farnborough (Main) (FNB) d					2244					0014		0158s
Fleet (FLE) d					2250					0020		0204s
Reading (RDG) 7 d	2152					2252						
Basingstoke (BSK) d	2211		2250		2303	2311	2319	2352		0035	0100	0216s
Micheldever (MIC) d					2313			0002				
Winchester (WIN) d	2227	2233	2307		2322	2327	2336	0011		0051	0116	0233s
Shawford (SHW) d					2327			0016				
Romsey (ROM) d				2311								
Chandlers Ford (CFR) d				2318								
Eastleigh (ESL) 3 a				2324	2333			0022		0059	0124	0242s
Eastleigh (ESL) 3 d				2324	2334			0022	0030	0100	0125	
Hedge End (HDE) d					2340				0036s			
Botley (BOE) d					2344				0040s			
Fareham (FRM) a					2352				0048s			
Portchester (PTC) a					2358				0054s			
Cosham (CSA) a					0002				0058s			
Hilsea (HLS) a					0008							
Fratton (FTN) a					0012				0106s			
Portsmouth & Southsea (PMS) a					0015				0109			
Portsmouth Harbour (PMH)  a					0019							
Southampton Airport Parkwy (SOA)  d	2236	2242	2315	2328		2335	2345	0026		0105	0129	0246s
Swaythling (SWG) d				2331								
St Denys (SDN) d				2334				0030s				0251s
Southampton Central (SOU) a	2243	2249	2322	2339		2342	2352	0035		0112	0136	0256
Southampton Central (SOU) d	2245	2252	2324	2341			2353	0037			0138	
Millbrook (Hants) (MBK) d				2344								
Redbridge (RDB) d				2348a								
Totton (TTN) d			2329					0042s			0143s	
Ashurst New Forest (ANF) d			2334									
Beaulieu Road (BEU) d												
Brockenhurst (BCU) 3 a		2306	2342				0007	0053s			0154s	
Brockenhurst (BCU) 3 d		2307	2343				0008					
Lymington Town (LYT) d												
Lymington Pier (LYP) a												
Lymington Pier (LYP)  d												
Yarmouth (I.O.W.) (YMH)  a												
Sway (SWY) d			2347									
New Milton (NWM) d			2352				0014s	0100s			0201s	
Hinton Admiral (HNA) d			2356									
Christchurch (CHR) d			0002				0021s	0107s			0208s	
Pokesdown (POK) d			0005				0025s	0111s			0212s	
Bournemouth (BMH) a	2319	2322	0009				0030	0115			0216	
Bournemouth (BMH) d		2326	0011				0031	0117				
Branksome (BSM) d		2331	0016				0036	0122s				
Parkstone (Dorset) (PKS) d		2334	0019				0039	0125s				
Poole (POO) 4 a		2337	0023				0043	0128				
Poole (POO) 4 d		2338										
Hamworthy (HAM) d		2343										
Holton Heath (HOL) d												
Wareham (WRM) d		2350										
Wool (WOO) d		2356										
Moreton (Dorset) (MTN) d		0002										
Dorchester South (DCH) d		0010										
Dorchester West (DCW) d												
Upwey (UPW) d		0017										
Weymouth (WEY) a		0021										

NOTES (see introductory pages for explanation of train operator codes and standard symbols)

- a Arrival time
- d Departure time
- s Stops to set down only
- u Stops to pick up only
- D To Salisbury
- J From Manchester Piccadilly
- P Also calls at Wimbledon 0023
- Q Also calls at Vauxhall 0109, Wimbledon 0127 and Surbiton 0135
- SUM Sunday mornings

London to Winchester, Fareham, Portsmouth, Southampton, Lymington, Yarmouth (IOW), Bournemouth and Weymouth

Sundays

Operator	SW	SW	SW	SW	GW	SW	SW	SW	SW	SW	SW	SW	SW	SW	SW	SW	SW	SW
Days of operation/Notes	1	1	1	1	A	1	1	1	1	1	1	1	1	1	1	1	1	1
1st Class/Reservations/Bus/Ferry	1	1	1	1	A	1	1	1	1	1	1	1	1	1	1	1	1	1
London Waterloo (WAT)	15 d												0753			0835		
Clapham Junction (CLJ)	10 d												0803u			0845u		
Woking (WOK)	d												0828			0907		
Farnborough (Main) (FNB)	d																	
Fleet (FLE)	d																	
Reading (RDG)	7 d																	
Basingstoke (BSK)	d		0748										0848			0927		
Micheldever (MIC)	d		0758										0858					
Winchester (WIN)	d		0807										0908			0944		
Shawford (SHW)	d		0812										0912					
Romsey (ROM)	d										0835							0935
Chandlers Ford (CFR)	d										0842							0942
Eastleigh (ESL)	3 a		0817								0849		0918					0948
Eastleigh (ESL)	3 d		0821	0824							0854		0922	0926				0954
Hedge End (HDE)	d			0830										0932				
Botley (BOE)	d			0834										0936				
Fareham (FRM)	a			0842										0944				
Portchester (PTC)	a			0848										0950				
Cosham (CSA)	a			0853										0955				
Hilsea (HLS)	a			0900										1000				
Fratton (FTN)	a			0904										1009				
Portsmouth & Southsea (PMS)	a			0908										1013				
Portsmouth Harbour (PMH)	a			0912										1020				
Southampton Airport Parkway (SOA)	4 d		0825								0858	0927				0953		0958
Swaythling (SWG)	d										0900							1000
St Denys (SDN)	d										0903							1003
Southampton Central (SOU)	a		0832								0908	0934				1000		1008
Southampton Central (SOU)	d		0834			0903					0910	0935				1003		1010
Millbrook (Hants) (MBK)	d										0913							1013
Redbridge (RDB)	d										0916a							1016a
Totton (TTN)	d		0839										0941					
Ashurst New Forest (ANF)	d		0844										0945					
Beaulieu Road (BEU)	d		0848										0950					
Brockenhurst (BCU)	3 a		0854			0916							0956			1016		
Brockenhurst (BCU)	3 d		0855		0859	0917	0929						0957		0959	1017	1029	
Lymington Town (LYT)	d				0907		0937								1007		1037	
Lymington Pier (LYP)	a				0909		0939								1009		1039	
Lymington Pier (LYP)	d							1000										1100
Yarmouth (I.O.W.) (YMH)	a							1040										1140
Sway (SWY)	d		0900										1001					
New Milton (NWM)	d		0905			0924							1006			1024		
Hinton Admiral (HNA)	d		0909										1010					
Christchurch (CHR)	d		0914										1015					
Pokesdown (POK)	d		0917										1019					
Bournemouth (BMH)	a		0921			0934							1023			1034		
Bournemouth (BMH)	d	0839	0924			0939							1024			1039		
Branksome (BSM)	d	0844				0944										1044		
Parkstone (Dorset) (PKS)	d	0847				0947										1047		
Poole (POO)	4 a	0850	0933			0950							1033			1050		
Poole (POO)	4 d	0851				0951										1051		
Hamworthy (HAM)	d	0856				0956										1056		
Holton Heath (HOL)	d																	
Wareham (WRM)	d	0903				1003										1103		
Wool (WOO)	d	0910				1010										1110		
Moreton (Dorset) (MTN)	d	0916				1016										1116		
Dorchester South (DCH)	d	0924				1024										1124		
Dorchester West (DCW)	d				1016										1113			
Upwey (UPW)	d	0931			1024	1032									1121	1131		
Weymouth (WEY)	a	0935			1029	1037									1126	1135		

NOTES (see introductory pages for explanation of train operator codes and standard symbols)

- a Arrival time
- d Departure time
- u Stops to pick up only
- A From Westbury
- B From Salisbury to Salisbury
- C From Bristol Temple Meads
- D To Salisbury

London to Winchester, Fareham, Portsmouth, Southampton, Lymington, Yarmouth (IOW), Bournemouth and Weymouth

Sundays

Operator	SW	SW	SW	XC	SW	SW	SW	SW	SW	SW	SW	XC	SW	SW	SW	GW	SW
Days of operation/Notes	1	1	1	1	1	1	1	1	1	1	1	1	1	1	1	1	1
1st Class/Reservations/Bus/Ferry																	
Catering facilities																	
London Waterloo (WAT)	15 d	0853			0935					0953			1035				
Clapham Junction (CLJ)	10 d	0903u			0945u					1003u			1045u				
Woking (WOK)	d	0928			1007					1028			1107				
Farnborough (Main) (FNB)	d																
Fleet (FLE)	d																
Reading (RDG)	7 d			0952								1052					
Basingstoke (BSK)	d	0948		1011	1027					1048		1111	1127				
Micheldever (MIC)	d	0958								1058							
Winchester (WIN)	d	1008		1027	1044					1108		1127	1144				
Shawford (SHW)	d	1012								1112							
Romsey (ROM)	d								1035								1135
Chandlers Ford (CFR)	d								1042								1142
Eastleigh (ESL)	3 a	1018							1048	1118							1148
Eastleigh (ESL)	3 d	1022	1026						1054	1122	1126						1154
Hedge End (HDE)	d		1032								1132						
Botley (BOE)	d		1036								1136						
Fareham (FRM)	a		1044								1144						
Portchester (PTC)	a		1050								1150						
Cosham (CSA)	a		1055								1155						
Hilsea (HLS)	a		1100								1200						
Fratton (FTN)	a		1109								1209						
Portsmouth & Southsea (PMS)	a		1113								1213						
Portsmouth Harbour (PMH)	a		1120								1220						
Southampton Airport Parkwy (SOA)	4 d	1027		1035	1053				1058	1127		1135	1153				1158
Swaythling (SWG)	d								1100								1200
St Denys (SDN)	d								1103								1203
Southampton Central (SOU)	a	1034		1042	1100				1108	1134		1142	1200				1208
Southampton Central (SOU)	d	1035		1050	1103				1110	1135		1150	1203				1210
Millbrook (Hants) (MBK)	d								1113								1213
Redbridge (RDB)	d								1116a								1216a
Totton (TTN)	d	1041								1141							
Ashurst New Forest (ANF)	d	1045								1145							
Beaulieu Road (BEU)	d	1050								1150							
Brockenhurst (BCU)	3 a	1056		1103	1116					1156			1216				
Brockenhurst (BCU)	3 d	1057	1059	1110	1117	1129				1157	1159		1217	1229			
Lymington Town (LYT)	d		1107			1137					1207			1237			
Lymington Pier (LYP)	a		1109			1139					1209			1239			
Lymington Pier (LYP)	a						1200								1300		
Yarmouth (I.O.W.) (YMH)	a						1240								1340		
Sway (SWY)	d	1101								1201							
New Milton (NWM)	d	1106			1124					1206			1224				
Hinton Admiral (HNA)	d	1110								1210							
Christchurch (CHR)	d	1115								1215							
Pokesdown (POK)	d	1119								1219							
Bournemouth (BMH)	a	1123		1127	1134					1223		1227	1234				
Bournemouth (BMH)	d	1124			1139					1224			1239				
Branksome (BSM)	d				1144								1244				
Parkstone (Dorset) (PKS)	d				1147								1247				
Poole (POO)	4 a	1133			1150					1233			1250				
Poole (POO)	4 d				1151								1251				
Hamworthy (HAM)	d				1156								1256				
Holton Heath (HOL)	d																
Wareham (WRM)	d				1203								1303				
Wool (WOO)	d				1210								1310				
Moreton (Dorset) (MTN)	d				1216								1316				
Dorchester South (DCH)	d				1224								1324				
Dorchester West (DCW)	d															1332	
Upwey (UPW)	d				1231								1331			1340	
Weymouth (WEY)	a				1235								1335			1345	

NOTES (see introductory pages for explanation of train operator codes and standard symbols)

- a Arrival time
- d Departure time
- u Stops to pick up only
- D To Salisbury
- E From Birmingham New Street
- G Runs from 5 April. From Swindon

London to Winchester, Fareham, Portsmouth, Southampton, Lymington, Yarmouth (IOW), Bournemouth and Weymouth

Sundays

Operator	SW	SW	SW	XC	SW	SW	SW	SW	SW	SW	SW	XC	SW	SW	SW	GW	SW
Days of operation/Notes	1	1	1	F	1	1	1	D	1	1	1	F	1	1	1	H	D
1st Class/Reservations/Bus/Ferry				1								1					
Catering facilities																	
London Waterloo (WAT)	15 d	1054			1135				1154			1235					
Clapham Junction (CLJ)	10 d	1103u			1145u				1203u			1242u					
Woking (WOK)	d	1128			1207				1228			1307					
Farnborough (Main) (FNB)	d																
Fleet (FLE)	d																
Reading (RDG)	7 d			1152								1252					
Basingstoke (BSK)	d	1148		1211	1227				1248			1311	1327				
Micheldever (MIC)	d	1158							1258								
Winchester (WIN)	d	1208		1227	1244				1308			1327	1344				
Shawford (SHW)	d	1212							1312								
Romsey (ROM)	d							1235									1335
Chandlers Ford (CFR)	d							1242									1342
Eastleigh (ESL)	3 a	1218						1248	1318								1348
Eastleigh (ESL)	3 d	1222	1226					1254	1322	1326							1354
Hedge End (HDE)	d		1232							1332							
Botley (BOE)	d		1236							1336							
Fareham (FRM)	a		1244							1344							
Portchester (PTC)	a		1250							1350							
Cosham (CSA)	a		1255							1355							
Hilsea (HLS)	a		1300							1400							
Fratton (FTN)	a		1309							1409							
Portsmouth & Southsea (PMS)	a		1313							1413							
Portsmouth Harbour (PMH)	a		1320							1420							
Southampton Airport Parkwy (SOA)	4 d	1227		1235	1253			1258	1327			1335	1353				1358
Swaythling (SWG)	d							1300									1400
St Denys (SDN)	d							1303									1403
Southampton Central (SOU)	a	1234		1244	1300			1308	1334			1343	1400				1408
Southampton Central (SOU)	d	1235		1250	1303			1310	1335			1350	1403				1410
Millbrook (Hants) (MBK)	d							1313									1413
Redbridge (RDB)	d							1316a									1416a
Totton (TTN)	d	1241							1341								
Ashurst New Forest (ANF)	d	1245							1345								
Beaulieu Road (BEU)	d	1250							1350								
Brockenhurst (BCU)	3 a	1256			1316				1356			1416					
Brockenhurst (BCU)	3 d	1257	1259		1317	1329			1357	1359		1417	1429				
Lymington Town (LYT)	d		1307			1337				1407			1437				
Lymington Pier (LYP)	a		1309			1339				1409			1439				
Lymington Pier (LYP)	a						1400							1500			
Yarmouth (I.O.W.) (YMH)	a						1440							1540			
Sway (SWY)	d	1301							1401								
New Milton (NWM)	d	1306			1324				1406			1424					
Hinton Admiral (HNA)	d	1310							1410								
Christchurch (CHR)	d	1315							1415								
Pokesdown (POK)	d	1319							1419								
Bournemouth (BMH)	a	1323		1327	1334				1423		1427	1434					
Bournemouth (BMH)	d	1324			1339				1424			1439					
Branksome (BSM)	d				1344							1444					
Parkstone (Dorset) (PKS)	d				1347							1447					
Poole (POO)	4 a	1333			1350				1433			1450					
Poole (POO)	4 d				1351							1451					
Hamworthy (HAM)	d				1356							1456					
Holton Heath (HOL)	d																
Wareham (WRM)	d				1403							1503					
Wool (WOO)	d				1410							1510					
Moreton (Dorset) (MTN)	d				1416							1516					
Dorchester South (DCH)	d				1424							1524					
Dorchester West (DCW)	d															1532	
Upwey (UPW)	d				1431							1531				1540	
Weymouth (WEY)	a				1435							1535				1545	

NOTES (see introductory pages for explanation of train operator codes and standard symbols)

- a Arrival time
- d Departure time
- u Stops to pick up only
- D To Salisbury
- F From Manchester Piccadilly
- H From Swindon

London to Winchester, Fareham, Portsmouth, Southampton, Lymington, Yarmouth (IOW), Bournemouth and Weymouth

Sundays

Operator	SW	SW	SW	XC	SW	SW	SW	SW	SW	SW	SW	XC	SW	SW	SW	SW	
Days of operation/Notes	1	1	1	F	1	1	1	D	1	1	1	F	1	1	1	D	
1st Class/Reservations/Bus/Ferry				1								1					
Catering facilities																	
London Waterloo (WAT)	15 d	1254			1335				1354				1435				
Clapham Junction (CLJ)	10 d	1303u			1342u				1403u				1442u				
Woking (WOK)	d	1328			1407				1428				1507				
Farnborough (Main) (FNB)	d																
Fleet (FLE)	d																
Reading (RDG)	7 d			1352								1452					
Basingstoke (BSK)	d	1347		1411	1427				1447			1511	1527				
Micheldever (MIC)	d	1357							1457								
Winchester (WIN)	d	1407		1427	1444				1507			1527	1544				
Shawford (SHW)	d	1411							1511								
Romsey (ROM)	d							1435								1535	
Chandlers Ford (CFR)	d							1442								1542	
Eastleigh (ESL)	3 a	1417						1448	1517							1548	
Eastleigh (ESL)	3 d	1420	1426					1454	1520	1526						1554	
Hedge End (HDE)	d		1432							1532							
Botley (BOE)	d		1436							1536							
Fareham (FRM)	a		1444							1544							
Portchester (PTC)	a		1450							1550							
Cosham (CSA)	a		1455							1555							
Hilsea (HLS)	a		1500							1600							
Fratton (FTN)	a		1509							1609							
Portsmouth & Southsea (PMS)	a		1513							1613							
Portsmouth Harbour (PMH)	a		1520							1620							
Southampton Airport Parkwy (SOA)	4 d	1425		1435	1453			1458	1525			1535	1553			1558	
Swaythling (SWG)	d							1500								1600	
St Denys (SDN)	d							1503								1603	
Southampton Central (SOU)	a	1432		1442	1500			1508	1532			1544	1600			1608	
Southampton Central (SOU)	d	1433		1450	1503			1510	1533			1550	1603			1610	
Millbrook (Hants) (MBK)	d							1513								1613	
Redbridge (RDB)	d							1516a								1616a	
Totton (TTN)	d	1439							1539								
Ashurst New Forest (ANF)	d	1443							1543								
Beaulieu Road (BEU)	d	1448							1548								
Brockenhurst (BCU)	3 a	1454			1516				1554				1616				
Brockenhurst (BCU)	3 d	1455	1459		1517	1529			1555	1559			1617	1629			
Lymington Town (LYT)	d		1507			1537				1607				1637			
Lymington Pier (LYP)	a		1509			1539				1609				1639			
Lymington Pier (LYP)	a						1600								1700		
Yarmouth (I.O.W.) (YMH)	a						1640								1740		
Sway (SWY)	d	1459							1559								
New Milton (NWM)	d	1504			1524				1604				1624				
Hinton Admiral (HNA)	d	1508							1608								
Christchurch (CHR)	d	1513							1613								
Pokesdown (POK)	d	1517							1617								
Bournemouth (BMH)	a	1521		1525	1534				1621		1625	1634					
Bournemouth (BMH)	d	1522			1539				1622			1639					
Branksome (BSM)	d				1544							1644					
Parkstone (Dorset) (PKS)	d				1547							1647					
Poole (POO)	4 a	1531			1550				1631			1650					
Poole (POO)	4 d				1551							1651					
Hamworthy (HAM)	d				1556							1656					
Holton Heath (HOL)	d																
Wareham (WRM)	d				1603								1703				
Wool (WOO)	d				1610								1710				
Moreton (Dorset) (MTN)	d				1616								1716				
Dorchester South (DCH)	d				1624								1724				
Dorchester West (DCW)	d																
Upwey (UPW)	d				1631								1731				
Weymouth (WEY)	a				1635								1735				

NOTES (see introductory pages for explanation of train operator codes and standard symbols)

- a Arrival time
- d Departure time
- u Stops to pick up only
- D To Salisbury
- F From Manchester Piccadilly

London to Winchester, Fareham, Portsmouth, Southampton, Lymington, Yarmouth (IOW), Bournemouth and Weymouth

Sundays

Operator	SW	SW	SW	XC	SW	SW	SW	SW	SW	SW	SW	SW	XC	SW	SW	SW	SW
Days of operation/Notes	1	1	1	F	1	1	1	D	1	1	1	1	F	1	1	D	1
1st Class/Reservations/Bus/Ferry				1													
Catering facilities																	
London Waterloo (WAT)	15 d	1454			1535				1550	1605				1635			1650
Clapham Junction (CLJ)	10 d	1503u			1542u				1558u	1612u				1642u			1658u
Woking (WOK)	d	1528			1607				1621	1637				1707			1721
Farnborough (Main) (FNB)	d								1632								1732
Fleet (FLE)	d																
Reading (RDG)	7 d			1552									1652				
Basingstoke (BSK)	d	1547		1611	1627				1647	1657			1711	1727			1747
Micheldever (MIC)	d	1558							1657								1757
Winchester (WIN)	d	1607		1627	1644				1707	1714			1727	1744			1807
Shawford (SHW)	d	1612							1712								1812
Romsey (ROM)	d							1635								1735	
Chandlers Ford (CFR)	d							1642								1742	
Eastleigh (ESL)	3 a	1617						1648	1717	1722	←					1748	1817
Eastleigh (ESL)	3 d	1621	1626					1654	1726	1723	1726					1754	1826
Hedge End (HDE)	d	1632							→		1732						→
Botley (BOE)	d	1636									1736						
Fareham (FRM)	a	1644									1744						
Portchester (PTC)	a	1650									1750						
Cosham (CSA)	a	1655									1755						
Hilsea (HLS)	a	1700									1800						
Fratton (FTN)	a	1709									1809						
Portsmouth & Southsea (PMS)	a	1713									1813						
Portsmouth Harbour (PMH)	a	1720									1820						
Southampton Airport Parkwy (SOA)	← d	1625		1635	1653			1658		1727			1735	1753		1758	
Swaythling (SWG)	d							1700								1800	
St Denys (SDN)	d							1703								1803	
Southampton Central (SOU)	a	1632		1642	1700			1708		1734			1744	1800		1808	
Southampton Central (SOU)	d	1634		1650	1703			1710		1736			1750	1803		1810	
Millbrook (Hants) (MBK)	d							1713								1813	
Redbridge (RDB)	d							1716a								1816a	
Totton (TTN)	d	1639								1741							
Ashurst New Forest (ANF)	d	1644								1746							
Beaulieu Road (BEU)	d	1648								1750							
Brockenhurst (BCU)	3 a	1654			1716					1756				1816			
Brockenhurst (BCU)	3 d	1655	1659		1717	1729				1757		1759		1817	1829		
Lymington Town (LYT)	d		1707			1737						1807			1837		
Lymington Pier (LYP)	a		1709			1739						1809			1839		
Lymington Pier (LYP)	a						1800										
Yarmouth (I.O.W.) (YMH)	a						1840										
Sway (SWY)	d	1700								1801							
New Milton (NWM)	d	1705			1724					1806				1824			
Hinton Admiral (HNA)	d	1709								1810							
Christchurch (CHR)	d	1714								1815							
Pokesdown (POK)	d	1717								1819							
Bournemouth (BMH)	a	1721		1725	1734					1823		1827	1834				
Bournemouth (BMH)	d	1723			1739					1824			1839				
Branksome (BSM)	d				1744								1844				
Parkstone (Dorset) (PKS)	d				1747								1847				
Poole (POO)	4 a	1732			1750					1833			1850				
Poole (POO)	4 d				1751								1851				
Hamworthy (HAM)	d				1756								1856				
Holton Heath (HOL)	d																
Wareham (WRM)	d				1803									1903			
Wool (WOO)	d				1810									1910			
Moreton (Dorset) (MTN)	d				1818									1916			
Dorchester South (DCH)	d				1826									1924			
Dorchester West (DCW)	d																
Upwey (UPW)	d				1833									1931			
Weymouth (WEY)	a				1837									1935			

NOTES (see introductory pages for explanation of train operator codes and standard symbols)

- a Arrival time
- d Departure time
- u Stops to pick up only
- D To Salisbury
- F From Manchester Piccadilly

London to Winchester, Fareham, Portsmouth, Southampton, Lymington, Yarmouth (IOW), Bournemouth and Weymouth

Sundays














Operator Days of operation/Notes 1st Class/Reservations/Bus/Ferry Catering facilities	SW 1	SW 1	SW 1	GW C	XC F 1 1 1	SW 1	SW 1	SW 1	SW D 1	SW 1	SW 1	SW 1	SW 1	XC F 1 1 1	SW 1	SW 1	SW D 1
London Waterloo (WAT)	15 d	1705				1735				1750	1805				1835		
Clapham Junction (CLJ)	10 d	1712u				1742u				1758u	1812u				1842u		
Woking (WOK)	d	1737				1807				1821	1837				1907		
Farnborough (Main) (FNB)	d									1832							
Fleet (FLE)	d																
Reading (RDG)	7 d				1752									1852			
Basingstoke (BSK)	d	1757			1811	1827				1847	1857			1911	1927		
Micheldever (MIC)	d									1857							
Winchester (WIN)	d	1814			1827	1844				1907	1914			1927	1944		
Shawford (SHW)	d									1912							
Romsey (ROM)	d								1835								1935
Chandlers Ford (CFR)	d								1842								1942
Eastleigh (ESL)	3 a	1822	←						1848	1917	1922	←					1948
Eastleigh (ESL)	3 d	1823	1826						1854	1926	1923	1926					1954
Hedge End (HDE)	d		1832							→		1932					
Botley (BOE)	d		1836									1936					
Fareham (FRM)	a		1844									1944					
Portchester (PTC)	a		1850									1950					
Cosham (CSA)	a		1855									1955					
Hilsea (HLS)	a		1900									2000					
Fratton (FTN)	a		1909									2009					
Portsmouth & Southsea (PMS)	a		1913									2013					
Portsmouth Harbour (PMH)	a		1920									2020					
Southampton Airport Parkwy (SOA)	← d	1827			1835	1853			1858		1927			1935	1953		1958
Swaythling (SWG)	d								1900								2000
St Denys (SDN)	d								1903								2003
Southampton Central (SOU)	a	1834			1842	1900			1908		1934			1942	2000		2008
Southampton Central (SOU)	d	1836			1850	1903			1910		1936			1950	2003		2010
Millbrook (Hants) (MBK)	d								1913								2013
Redbridge (RDB)	d								1916a								2016a
Totton (TTN)	d	1841									1941						
Ashurst New Forest (ANF)	d	1846									1946						
Beaulieu Road (BEU)	d	1850									1950						
Brockenhurst (BCU)	3 a	1856			1903	1916					1956				2016		
Brockenhurst (BCU)	3 d	1857	1859		1910	1917	1929				1957		1959		2017	2029	
Lymington Town (LYT)	d		1907				1937						2007			2037	
Lymington Pier (LYP)	a		1909				1939						2009			2039	
Lymington Pier (LYP)	d							2000									
Yarmouth (I.O.W.) (YMH)	a							2040									
Sway (SWY)	d	1901									2001						
New Milton (NWM)	d	1906				1924					2006				2024		
Hinton Admiral (HNA)	d	1910									2010						
Christchurch (CHR)	d	1915									2015						
Pokesdown (POK)	d	1919									2019						
Bournemouth (BMH)	a	1923			1927	1934					2023			2027	2034		
Bournemouth (BMH)	d	1924				1939					2024				2039		
Branksome (BSM)	d					1944									2044		
Parkstone (Dorset) (PKS)	d					1947									2047		
Poole (POO)	4 a	1933				1950					2033				2050		
Poole (POO)	4 d					1951									2051		
Hamworthy (HAM)	d					1956									2056		
Holton Heath (HOL)	d																
Wareham (WRM)	d					2003									2103		
Wool (WOO)	d					2010									2110		
Moreton (Dorset) (MTN)	d					2016									2116		
Dorchester South (DCH)	d					2024									2124		
Dorchester West (DCW)	d			1952													
Upwey (UPW)	d			2000		2031									2131		
Weymouth (WEY)	a			2005		2036									2136		

NOTES (see introductory pages for explanation of train operator codes and standard symbols)

- a Arrival time
- d Departure time
- u Stops to pick up only
- C From Bristol Temple Meads
- D To Salisbury
- F From Manchester Piccadilly

London to Winchester, Fareham, Portsmouth, Southampton, Lymington, Yarmouth (IOW), Bournemouth and Weymouth

Sundays






Operator Days of operation/Notes 1st Class/Reservations/Bus/Ferry Catering facilities	SW 1	SW 1	SW 1	SW 1	XC F 1 ◇ 1	SW 1	SW 1	SW D 1	SW 1	SW 1	SW 1	SW 1	SW 1	SW 1	XC F 1 ◇ 1	SW 1	SW J 1
London Waterloo (WAT) 	15 d	1850	1905			1935			1950	2005						2035	
Clapham Junction (CLJ) 	10 d	1858u	1912u			1942u			1958u	2012u						2042u	
Woking (WOK)	d	1921	1937			2007			2021	2037						2107	
Farnborough (Main) (FNB)	d	1932							2032								
Fleet (FLE)	d																
Reading (RDG) 	7 d					1952								2052			
Basingstoke (BSK)	d	1947	1957			2011	2027		2047	2057				2111		2127	
Micheldever (MIC)	d	1957							2057								
Winchester (WIN)	d	2007	2014			2027	2044		2107	2114				2127		2144	
Shawford (SHW)	d	2012							2112								
Romsey (ROM)	d							2035								2111	2135
Chandlers Ford (CFR)	d							2042									2142
Eastleigh (ESL) 	3 a	2017	2022	←				2049	2119	2122	←				2138		2148
Eastleigh (ESL) 	3 d	2026	2023	→				2054	2126	2123	→					2144	2154
Hedge End (HDE)	d	→		2032					→							2150	
Botley (BOE)	d			2036												2155	
Fareham (FRM)	a			2044												2202	
Portchester (PTC)	a			2050													
Cosham (CSA)	a			2055													
Hilsea (HLS)	a			2100													
Fratton (FTN)	a			2109												2219	
Portsmouth & Southsea (PMS)	a			2113												2223	
Portsmouth Harbour (PMH) 	a			2120												2228	
Southampton Airport Parkway (SOA) 	d		2027			2038c	2054		2058		2127			2135		2153	2158
Swaythling (SWG)	d								2100								2201
St Denys (SDN)	d								2103								2204
Southampton Central (SOU)	a		2034			2045	2102		2108		2134			2142		2200	2209
Southampton Central (SOU)	d		2036			2050	2103		2110		2136			2150		2203	2210
Millbrook (Hants) (MBK)	d								2113								2213
Redbridge (RDB)	d								2116a								2217a
Totton (TTN)	d		2041								2141						
Ashurst New Forest (ANF)	d		2046								2146						
Beaulieu Road (BEU)	d		2050								2150						
Brockenhurst (BCU) 	3 a		2056				2117				2156					2216	
Brockenhurst (BCU) 	3 d		2057		2059		2117	2129			2157		2159			2217	
Lymington Town (LYT)	d				2107			2137					2207				
Lymington Pier (LYP)	a				2109			2139					2209				
Lymington Pier (LYP) 	d																
Yarmouth (I.O.W.) (YMH) 	a																
Sway (SWY)	d		2101								2201						
New Milton (NWM)	d		2106				2124				2206					2224	
Hinton Admiral (HNA)	d		2110								2210						
Christchurch (CHR)	d		2115								2215						
Pokesdown (POK)	d		2119								2219						
Bournemouth (BMH)	a		2123		2127	2134					2223			2227		2234	
Bournemouth (BMH)	d		2124			2139					2224					2239	
Branksome (BSM)	d					2144										2244	
Parkstone (Dorset) (PKS)	d					2147										2247	
Poole (POO) 	4 a		2133			2150					2233					2250	
Poole (POO) 	4 d					2151										2251	
Hamworthy (HAM)	d					2156										2256	
Holton Heath (HOL)	d																
Wareham (WRM)	d						2203									2303	
Wool (WOO)	d						2210									2310	
Moreton (Dorset) (MTN)	d						2216									2316	
Dorchester South (DCH)	d						2224									2324	
Dorchester West (DCW)	d													2255			
Upwey (UPW)	d						2231							2303		2331	
Weymouth (WEY)	a						2236							2308		2336	

NOTES (see introductory pages for explanation of train operator codes and standard symbols)

- a Arrival time
- d Departure time
- u Stops to pick up only
- c Arrives 4 minutes earlier
- C From Bristol Temple Meads
- D To Salisbury
- F From Manchester Piccadilly
- J To Romsey

London to Winchester, Fareham, Portsmouth, Southampton, Lymington, Yarmouth (IOW), Bournemouth and Weymouth

Sundays

Operator Days of operation/Notes 1st Class/Reservations/Bus/Ferry Catering facilities	SW 1	SW 1	SW 1	XC F 1	SW 1	SW D 1	SW 1	SW 1	SW 1	SW 1	SW 1	SW 1	SW MM K 1
London Waterloo (WAT)  15 d	2050	2105			2135		2150	2205		2250	2305		0010
Clapham Junction (CLJ) 10 d	2058u	2112u			2142u		2158u	2212u		2258u	2312u		0017u
Woking (WOK) d	2121	2137			2207		2221	2237		2321	2337		0042
Farnborough (Main) (FNB) d	2132						2232			2332			
Fleet (FLE) d													
Reading (RDG) 7 d				2152									
Basingstoke (BSK) d	2147	2157		2211	2227		2247	2257		2347	2357		0101
Micheldever (MIC) d	2157						2257			2357			
Winchester (WIN) d	2207	2214		2227	2244		2307	2314		0007	0014		0118
Shawford (SHW) d	2212						2312			0012			
Romsey (ROM) d						2235							
Chandlers Ford (CFR) d						2242							
Eastleigh (ESL) 3 a	2217	2222	←			2248	2317	2322	←	0017	0022	←	0126
Eastleigh (ESL) 3 d	2226	2223	2226			2254	2326	2323	2326	0030	0023	0030	0127
Hedge End (HDE) d	→		2232				→		2332	→		0036s	
Botley (BOE) d			2236						2336			0040s	
Fareham (FRM) a			2244						2344			0048s	
Portchester (PTC) a			2250						2350			0054s	
Cosham (CSA) a			2255						2355			0059s	
Hilsea (HLS) a			2300						0002				
Fratton (FTN) a			2308						0007			0106s	
Portsmouth & Southsea (PMS) a			2312						0010			0110s	
Portsmouth Harbour (PMH)  a			2316						0014			0114	
Southampton Airport Parkwy (SOA)  d		2227		2235	2253	2258		2327			0028		0132
Swaythling (SWG) d						2300							
St Denys (SDN) d						2303					0032s		
Southampton Central (SOU) a		2234		2242	2300	2308		2334			0037		0139
Southampton Central (SOU) d		2236			2303	2310		2336			0040		
Millbrook (Hants) (MBK) d						2312							
Redbridge (RDB) d						2315a							
Totton (TTN) d		2241						2341			0045s		
Ashurst New Forest (ANF) d		2246						2346					
Beaulieu Road (BEU) d													
Brockenhurst (BCU) 3 a		2254			2316			2354			0056s		
Brockenhurst (BCU) 3 d		2257			2317			2355					
Lymington Town (LYT) d													
Lymington Pier (LYP) a													
Lymington Pier (LYP)  d													
Yarmouth (I.O.W.) (YMH)  a													
Sway (SWY) d		2301						2359					
New Milton (NWM) d		2306			2324			0004			0104s		
Hinton Admiral (HNA) d		2310						0008					
Christchurch (CHR) d		2315						0013			0111s		
Pokesdown (POK) d		2319						0017			0115s		
Bournemouth (BMH) a		2323			2334			0021			0119		
Bournemouth (BMH) d		2324			2339			0022			0120		
Branksome (BSM) d					2344			0027			0125s		
Parkstone (Dorset) (PKS) d					2347			0030			0128s		
Poole (POO) 4 a		2333			2350			0034			0132		
Poole (POO) 4 d					2351								
Hamworthy (HAM) d					2356								
Holton Heath (HOL) d													
Wareham (WRM) d					0003								
Wool (WOO) d					0010								
Moreton (Dorset) (MTN) d					0016								
Dorchester South (DCH) d					0024								
Dorchester West (DCW) d													
Upwey (UPW) d					0030								
Weymouth (WEY) a					0035								

NOTES (see introductory pages for explanation of train operator codes and standard symbols)

- a Arrival time
- d Departure time
- s Stops to set down only
- u Stops to pick up only
- D To Salisbury
- F From Manchester Piccadilly
- K Also calls at Wimbledon 0023
- MM Monday mornings

Weymouth, Bournemouth, Yarmouth (IOW), Lymington, Southampton, Portsmouth and Fareham to Winchester and London

Mondays to Fridays

Operator	SW	XC	SW	SW	SW	XC	SW	SW	SW	SW	SW	SW	SW	SW	SW	XC	SW	SW	SW
Days of operation/Notes	1	A	B	1	1	A	C	1	D	C	E	1	1	1	1	A	1	1	1
1st Class/Reservations/Bus/Ferry	1	1	1	1	1	1	1	1	1	1	1	1	1	1	1	1	1	1	1
Catering facilities	1	1	1	1	1	1	1	1	1	1	1	1	1	1	1	1	1	1	1
Weymouth (WEY)	d																		0555
Upwey (UPW)	d																		0559
Dorchester West (DCW)	a																		
Dorchester South (DCH)	d																		0607
Moreton (Dorset) (MTN)	d																		0614
Wool (WOO)	d																		0620
Wareham (WRM)	d																		0627
Holton Heath (HOL)	d																		0631
Hamworthy (HAM)	d																		0636
Poole (POO)	4 a																		0640
Poole (POO)	4 a				0500	0523			0540					0555					0641
Parkstone (Dorset) (PKS)	d				0504	0527			0544					0559					0645
Branksome (BSM)	d				0507	0530			0547					0602					0649
Bournemouth (BMH)	a				0512	0535			0553					0607					0654
Bournemouth (BMH)	d				0515	0537			0555					0611		0630		0634	0656
Pokesdown (POK)	d				0519	0541								0615				0638	
Christchurch (CHR)	d				0523	0545								0619				0642	
Hinton Admiral (HNA)	d					0550								0624				0647	
New Milton (NWM)	d				0530	0554								0628				0651	
Sway (SWY)	d					0559								0633				0656	
Yarmouth (I.O.W.) (YMH)	d																		
Lymington Pier (LYP)	a																		
Lymington Pier (LYP)	d													0614				0644	
Lymington Town (LYT)	d													0616				0646	
Brockenhurst (BCU)	3 a				0536	0604			0610					0625	0638			0655	0701
Brockenhurst (BCU)	3 a				0537				0611						0640				0702
Beaulieu Road (BEU)	d																		
Ashurst New Forest (ANF)	d														0648				0710
Totton (TTN)	d				0548				0622						0653				0715
Redbridge (RDB)	d							0612											
Millbrook (Hants) (MBK)	d							0615											
Southampton Central (SOU)	a				0554			0618	0628					0658		0703		0720	0725
Southampton Central (SOU)	d	0452	0515		0555		0615	0635	0630		0635	0644		0700		0715			0730
St Denys (SDN)	d	0457									0640	0649							
Swaythling (SWG)	d	0500									0643	0652							
Southampton Airport Parkway (SOA)	4 a	0503	0523		0603		0624		0638		0647	0655		0708		0723			0738
Portsmouth Harbour (PMH)	d			0455						0550						0624			
Portsmouth & Southsea (PMS)	d			0500						0555						0628			
Fratton (FTN)	d			0504						0559						0632			
Hilsea (HLS)	d			0508						0603						0637			
Cosham (CSA)	d			0514						0608						0642			
Portchester (PTC)	d			0518						0613						0647			
Fareham (FRM)	d			0525						0620						0653			
Botley (BOE)	d			0533						0629						0703			
Hedge End (HDE)	d			0538						0634						0707			
Eastleigh (ESL)	3 a	0506		0544	0607					0642	0650	0659				0714			
Eastleigh (ESL)	3 a	0507		0545	0608					0643	0651	0659				0715			
Chandlers Ford (CFR)	d										0656								
Romsey (ROM)	a										0703								
Shawford (SHW)	d	0513		0551						0649		0705							
Winchester (WIN)	d	0519	0531	0557	0618		0633		0647	0655		0711		0718	0725	0731			0748
Micheldever (MIC)	d	0527		0606						0703					0733				
Basingstoke (BSK)	a	0538	0546	0619	0635		0650		0703	0715		0727		0734	0743	0747			
Reading (RDG)	7 a		0606				0708									0809			
Fleet (FLE)	a	0550		0639								0746							
Farnborough (Main) (FNB)	a	0556		0645								0751				0758			
Woking (WOK)	a	0605		0657	0655					0734		0805				0808			
Clapham Junction (CLJ)	10 a	0625			0715														
London Waterloo (WAT)	15 a	0634		0730	0726				0747	0806		0839		0819	0836				0848

NOTES (see introductory pages for explanation of train operator codes and standard symbols)

- a Arrival time
- d Departure time
- A To Manchester Piccadilly
- B Also calls at Hook 0630, Winchfield 0634 and Brookwood 0652
- C From Salisbury
- D Also calls at Surbiton 0747
- E Also calls at Hook 0736, Winchfield 0741, Brookwood 0800 and Weybridge 0814

Weymouth, Bournemouth, Yarmouth (IOW), Lymington, Southampton, Portsmouth and Fareham to Winchester and London

Mondays to Fridays

Operator Days of operation/Notes 1st Class/Reservations/Bus/Ferry Catering facilities	SW 1	SW C 1	SW F 1	XC G 1 ◇ 1	SW 1	SW 1	SW 1	SW 1	GW H	XC A 1 ◇ 1	SW 1 1	SW 1	SW 1	SW 1	SW 1	SW C 1	SW 1	SW 1
Weymouth (WEY)	d					0625			0638					0655				
Upwey (UPW)	d					0629			0643					0659				
Dorchester West (DCW)	a								0651									
Dorchester South (DCH)	d					0637								0707				
Moreton (Dorset) (MTN)	d					0644								0714				
Wool (WOO)	d					0650								0720				
Wareham (WRM)	d					0657								0727				
Holton Heath (HOL)	d													0731				
Hamworthy (HAM)	d					0704								0736				
Poole (POO)	4 a					0708								0740				
Poole (POO)	4 d					0650	0711							0720	0741			
Parkstone (Dorset) (PKS)	d					0654	0715							0724	0745			
Branksome (BSM)	d					0657	0719							0727	0749			
Bournemouth (BMH)	a					0702	0724							0732	0754			
Bournemouth (BMH)	d					0704	0726			0730				0734	0756			0802
Pokesdown (POK)	d					0708								0738				0806
Christchurch (CHR)	d					0712								0742				0810
Hinton Admiral (HNA)	d					0717								0747				0815
New Milton (NWM)	d					0721								0751				0819
Sway (SWY)	d					0726								0756				0824
Yarmouth (I.O.W.) (YMH)	1 d										0655							
Lymington Pier (LYP)	1 a										0735							
Lymington Pier (LYP)	d					0714							0744				0814	
Lymington Town (LYT)	d					0716							0746				0816	
Brockenhurst (BCU)	3 a					0725	0731						0755	0801	0810		0825	0829
Brockenhurst (BCU)	3 d						0733							0802	0811			0830
Beaulieu Road (BEU)	d													0807				0835
Ashurst New Forest (ANF)	d						0741							0811				0839
Totton (TTN)	d						0746							0816				0844
Redbridge (RDB)	d		0724													0824		
Millbrook (Hants) (MBK)	d		0728													0828		
Southampton Central (SOU)	a		0732				0752	0756		0802				0822	0826	0832		0852
Southampton Central (SOU)	d		0735	0737	0755		0800			0815				0830			0835	0854
St Denys (SDN)	d		0740	0743													0840	0859
Swaythling (SWG)	d		0743	0746													0843	0902
Southampton Airport Parkway (SOA)	1 a		0746	0750	0803		0809			0823				0838			0846	0905
Portsmouth Harbour (PMH)	1 d	0650						0725							0755			
Portsmouth & Southsea (PMS)	d	0655						0729							0800			
Fratton (FTN)	d	0659						0733							0804			
Hilsea (HLS)	d	0703						0737							0808			
Cosham (CSA)	d	0708						0742							0813			
Portchester (PTC)	d	0713						0747							0818			
Fareham (FRM)	d	0720						0753							0824			
Botley (BOE)	d	0728						0800							0831			
Hedge End (HDE)	d	0733						0805							0836			
Eastleigh (ESL)	3 a	0739	0749	0753				0811							0842	0850		0912
Eastleigh (ESL)	3 d	0743	0750	0755				0813							0843	0850		0914
Chandlers Ford (CFR)	d		0755													0855		0914
Romsey (ROM)	a		0803													0903		0914
Shawford (SHW)	d	0749		0801				0819							0849			
Winchester (WIN)	d	0755		0807	0811		0818	0824a		0831				0848	0855			
Micheldever (MIC)	d	0803													0904			
Basingstoke (BSK)	a	0813		0823	0828		0834			0846					0914			
Reading (RDG)	7 a			0845						0909								
Fleet (FLE)	a	0825		0841											0926			
Farnborough (Main) (FNB)	a	0831		0847											0932			
Woking (WOK)	a	0840		0902			0854							0922	0942			
Clapham Junction (CLJ)	10 a						0914							0942	1002			
London Waterloo (WAT)	15 a	0908		0936			0925							0953	1011			

NOTES (see introductory pages for explanation of train operator codes and standard symbols)

- a Arrival time
- d Departure time
- A To Manchester Piccadilly
- C From Salisbury
- F Also calls at Hook 0831, Winchfield 0836, Brookwood 0856 and Surbiton 0916
- G To Newcastle
- H To Gloucester

Weymouth, Bournemouth, Yarmouth (IOW), Lymington, Southampton, Portsmouth and Fareham to Winchester and London

Mondays to Fridays

Operator Days of operation/Notes 1st Class/Reservations/Bus/Ferry Catering facilities	SW A	SW A	SW A	XC A A	GW H	SW A	SW A	SW A	SW A	SW A	SW C	SW A	SW A	SW A	SW A	SW A	XC A A	SW A
Weymouth (WEY)	d		0724		0733			0755							0820			
Upwey (UPW)	d		0728		0738			0759							0824			
Dorchester West (DCW)	a				0746													
Dorchester South (DCH)	d		0736					0807							0833			
Moreton (Dorset) (MTN)	d		0743					0814							0839			
Wool (WOO)	d		0749					0820							0845			
Wareham (WRM)	d		0756					0827							0853			
Holton Heath (HOL)	d		0759					0830							0856			
Hamworthy (HAM)	d		0804					0835							0901			
Poole (POO)	4 a		0809					0840							0906			
Poole (POO)	4 d	0804	0810					0841			0853		0858	0907				
Parkstone (Dorset) (PKS)	d	0808	0814					0845					0902					
Branksome (BSM)	d	0811	0817					0848					0906					
Bournemouth (BMH)	a	0816	0822					0854			0902		0911	0917				
Bournemouth (BMH)	d	0818	0824	0840				0856			0905		0922			0945		
Pokesdown (POK)	d	0821	0827								0909		0926					
Christchurch (CHR)	d	0825	0831								0913		0930					
Hinton Admiral (HNA)	d		0836								0918							
New Milton (NWM)	d	0832	0841								0922		0937					
Sway (SWY)	d		0845								0927							
Yarmouth (I.O.W.) (YMH)	d				0755												0905	
Lymington Pier (LYP)	a				0835												0945	
Lymington Pier (LYP)	d					0855						0927						
Lymington Town (LYT)	d					0857						0929						
Brockenhurst (BCU)	3 a	0839	0850			0906		0910			0932	0937	0943		0959			
Brockenhurst (BCU)	3 d	0840	0851					0911			0933		0944		1000			
Beaulieu Road (BEU)	d																	
Ashurst New Forest (ANF)	d		0858								0942							
Totton (TTN)	d		0903					0903			0947							
Redbridge (RDB)	d									0925								
Millbrook (Hants) (MBK)	d									0929								
Southampton Central (SOU)	a	0854		0913				0917	0926	0932	0953		0958		1013			
Southampton Central (SOU)	d	0900		0915				0930		0935	0955		1000		1015			
St Denys (SDN)	d									0940								
Swaythling (SWG)	d									0943								
Southampton Airport Parkway (SOA)	4 d	0909		0923				0938		0946	1003		1008		1023			
Portsmouth Harbour (PMH)	d							0855										
Portsmouth & Southsea (PMS)	d							0900										
Fratton (FTN)	d							0904										
Hilsea (HLS)	d							0908										
Cosham (CSA)	d							0913										
Portchester (PTC)	d							0918										
Fareham (FRM)	d							0924										
Botley (BOE)	d							0931										
Hedge End (HDE)	d							0936										
Eastleigh (ESL)	3 a							0942	0950	1006								
Eastleigh (ESL)	3 d		0914					0944	0950	1014					1014			
Chandlers Ford (CFR)	d								0955									
Romsey (ROM)	a								1003									
Shawford (SHW)	d		0920												1019			
Winchester (WIN)	d	0919	0925a	0933				0948	0954				1018	1025a	1032			
Micheldever (MIC)	d								1002									
Basingstoke (BSK)	a	0935		0948					1012				1034		1047			
Reading (RDG)	7 a			1006											1108			
Fleet (FLE)	a								1024									
Farnborough (Main) (FNB)	a								1029									
Woking (WOK)	a	0954						1020	1039									
Clapham Junction (CLJ)	10 a	1015											1111					
London Waterloo (WAT)	15 a	1026						1049	1104				1120					

NOTES (see introductory pages for explanation of train operator codes and standard symbols)

- a Arrival time
- d Departure time
- A To Manchester Piccadilly
- C From Salisbury
- H To Gloucester

Weymouth, Bournemouth, Yarmouth (IOW), Lymington, Southampton, Portsmouth and Fareham to Winchester and London

Mondays to Fridays

Operator Days of operation/Notes 1st Class/Reservations/Bus/Ferry Catering facilities	SW 1	SW 1	SW 1	SW C 1	SW 1	SW 1	SW 1	SW 1	SW 1	GW H	XC A 1 1 1	SW 1	SW 1	SW 1	SW 1	SW C 1	SW 1	SW 1
Weymouth (WEY)	d	0903						0920		0932				1003				
Upwey (UPW)	d							0924		0937								
Dorchester West (DCW)	a									0945								
Dorchester South (DCH)	d	0913						0933						1013				
Moreton (Dorset) (MTN)	d							0939										
Wool (WOO)	d							0945										
Wareham (WRM)	d	0929						0953						1029				
Holton Heath (HOL)	d							0956										
Hamworthy (HAM)	d	0935						1001						1035				
Poole (POO)	4 a	0940						1006						1040				
Poole (POO)	4 a	0941						0958 1007						1041				
Parkstone (Dorset) (PKS)	d	0945						1002						1045				
Branksome (BSM)	d	0948						1006						1048				
Bournemouth (BMH)	a	0954						1011 1017						1054				
Bournemouth (BMH)	d	0959				1002		1022			1045			1059			1102	
Pokesdown (POK)	d					1006		1026									1106	
Christchurch (CHR)	d					1010		1030									1110	
Hinton Admiral (HNA)	d					1015											1115	
New Milton (NWM)	d					1019		1037									1119	
Sway (SWY)	d					1024											1124	
Yarmouth (I.O.W.) (YMH)	d											1005						
Lymington Pier (LYP)	a											1045						
Lymington Pier (LYP)	d	0957					1027						1057					1127
Lymington Town (LYT)	d	0959					1029						1059					1129
Brockenhurst (BCU)	3 a	1008	1013			1029	1038	1043					1108	1113			1129	1138
Brockenhurst (BCU)	3 d		1014			1030		1044						1114			1130	
Beaulieu Road (BEU)	d					1035												
Ashurst New Forest (ANF)	d					1039											1139	
Totton (TTN)	d					1044											1144	
Redbridge (RDB)	d				1027												1127	
Millbrook (Hants) (MBK)	d				1031												1131	
Southampton Central (SOU)	a	1028			1034	1053		1058			1111			1128			1134	1150
Southampton Central (SOU)	d	1030			1036	1055		1100			1115			1130			1136	1155
St Denys (SDN)	d				1041												1141	
Swaythling (SWG)	d				1044												1144	
Southampton Airport Parkway (SOA)	← d	1038			1047	1103		1108			1123			1138			1147	1203
Portsmouth Harbour (PMH)	d		0955												1055			
Portsmouth & Southsea (PMS)	d		1000												1100			
Fratton (FTN)	d		1004												1104			
Hilsea (HLS)	d		1008												1108			
Cosham (CSA)	d		1013												1113			
Portchester (PTC)	d		1018												1118			
Fareham (FRM)	d		1024												1124			
Botley (BOE)	d		1031												1131			
Hedge End (HDE)	d		1036												1136			
Eastleigh (ESL)	3 a		1042	1050	1106				←						1142	1150	1206	
Eastleigh (ESL)	3 d		1043	1051	1114				1114						1143	1151	1214	
Chandlers Ford (CFR)	d			1056	→											1156	→	
Romsey (ROM)	a			1103												1203		
Shawford (SHW)	d								1119									
Winchester (WIN)	d	1048	1052					1118	1124a		1132			1148	1152			
Micheldever (MIC)	d		1101												1201			
Basingstoke (BSK)	a		1111					1134			1147				1211			
Reading (RDG)	7 a										1206							
Fleet (FLE)	a			1122											1223			
Farnborough (Main) (FNB)	a			1128											1228			
Woking (WOK)	a		1120	1137										1220	1238			
Clapham Junction (CLJ)	10 a							1211										
London Waterloo (WAT)	15 a	1147	1206					1220						1249	1305			

NOTES (see introductory pages for explanation of train operator codes and standard symbols)

- a Arrival time
- d Departure time
- A To Manchester Piccadilly
- C From Salisbury
- H To Gloucester

Weymouth, Bournemouth, Yarmouth (IOW), Lymington, Southampton, Portsmouth and Fareham to Winchester and London

Mondays to Fridays

Operator	SW	SW	SW	XC	SW	SW	SW	SW	SW	SW	SW	SW	SW	SW	SW	GW	XC	SW	SW
Days of operation/Notes	1	1	1	A	1	1	1	1	1	1	1	1	1	1	1	H	A	1	1
1st Class/Reservations/Bus/Ferry	1	1	1	1	1	1	1	1	1	1	1	1	1	1	1	1	1	1	1
Catering facilities	1	1	1	1	1	1	1	1	1	1	1	1	1	1	1	1	1	1	1
Weymouth (WEY)	d	1020					1103							1120		1130			
Upwey (UPW)	d	1024												1124		1135			
Dorchester West (DCW)	a															1143			
Dorchester South (DCH)	d	1033					1113							1133					
Moreton (Dorset) (MTN)	d	1039												1139					
Wool (WOO)	d	1045												1145					
Wareham (WRM)	d	1053					1129							1153					
Holton Heath (HOL)	d	1056												1156					
Hamworthy (HAM)	d	1101					1135							1201					
Poole (POO)	4 a	1106					1140							1206					
Poole (POO)	4 d	1058	1107				1141							1158	1207				
Parkstone (Dorset) (PKS)	d	1102					1145							1202					
Branksome (BSM)	d	1106					1148							1206					
Bournemouth (BMH)	a	1111	1117				1154							1211	1217				
Bournemouth (BMH)	d	1122		1145			1159				1202			1222			1245		
Pokesdown (POK)	d	1126									1206			1226					
Christchurch (CHR)	d	1130									1210			1230					
Hinton Admiral (HNA)	d										1215								
New Milton (NWM)	d	1137									1219			1237					
Sway (SWY)	d										1224								
Yarmouth (I.O.W.) (YMH)	d				1105													1205	
Lymington Pier (LYP)	a				1145													1245	
Lymington Pier (LYP)	d					1157							1227						1257
Lymington Town (LYT)	d					1159							1229						1259
Brockenhurst (BCU)	3 a	1143				1208	1213				1229	1238	1243						1308
Brockenhurst (BCU)	3 d	1144					1214				1230		1244						
Beaulieu Road (BEU)	d										1235								
Ashurst New Forest (ANF)	d										1239								
Totton (TTN)	d										1244								
Redbridge (RDB)	d									1227									
Millbrook (Hants) (MBK)	d									1231									
Southampton Central (SOU)	a	1158		1213			1228			1234	1250			1258			1311		
Southampton Central (SOU)	d	1200		1215			1230			1236	1255			1300			1315		
St Denys (SDN)	d									1241									
Swaythling (SWG)	d									1244									
Southampton Airport Parkway (SOA)	4 d	1208		1223			1238			1247	1303			1308			1323		
Portsmouth Harbour (PMH)	d							1155											
Portsmouth & Southsea (PMS)	d							1200											
Fratton (FTN)	d							1204											
Hilsea (HLS)	d							1208											
Cosham (CSA)	d							1213											
Portchester (PTC)	d							1218											
Fareham (FRM)	d							1224											
Botley (BOE)	d							1232											
Hedge End (HDE)	d							1236											
Eastleigh (ESL)	3 a							1247	1250	1307									
Eastleigh (ESL)	3 d		1214					1248	1251	1314				1314					
Chandlers Ford (CFR)	d								1256										
Romsey (ROM)	a								1303										
Shawford (SHW)	d		1219													1319			
Winchester (WIN)	d	1218	1224a	1231			1248	1257						1318	1324a		1332		
Micheldever (MIC)	d							1306											
Basingstoke (BSK)	a	1234		1246				1316						1334			1349		
Reading (RDG)	7 a			1306													1407		
Fleet (FLE)	a							1327											
Farnborough (Main) (FNB)	a							1333											
Woking (WOK)	a						1320	1343											
Clapham Junction (CLJ)	10 a	1312												1412					
London Waterloo (WAT)	15 a	1321					1349	1409						1421					

NOTES (see introductory pages for explanation of train operator codes and standard symbols)

- a Arrival time
- d Departure time
- A To Manchester Piccadilly
- C From Salisbury
- H To Gloucester

Weymouth, Bournemouth, Yarmouth (IOW), Lymington, Southampton, Portsmouth and Fareham to Winchester and London

Mondays to Fridays

Operator Days of operation/Notes 1st Class/Reservations/Bus/Ferry Catering facilities	SW 1	SW 1	SN J 1	SW C 1	SW 1	SW 1	SW 1	SW 1	SW 1	XC A 1 1 1	SW 1 1 1	SW 1	SW 1	SW 1	SW C 1	SN K 1	SW 1	SW 1
Weymouth (WEY)	d	1203							1220					1303				
Upwey (UPW)	d								1224									
Dorchester West (DCW)	a																	
Dorchester South (DCH)	d	1213							1233					1313				
Moreton (Dorset) (MTN)	d								1239									
Wool (WOO)	d								1245									
Wareham (WRM)	d	1229							1253					1329				
Holton Heath (HOL)	d								1256									
Hamworthy (HAM)	d	1235							1301					1335				
Poole (POO)	4 a	1240							1306					1340				
Poole (POO)	4 d	1241							1258 1307					1341				
Parkstone (Dorset) (PKS)	d	1245							1302					1345				
Branksome (BSM)	d	1248							1306					1348				
Bournemouth (BMH)	a	1254							1311 1317					1354				
Bournemouth (BMH)	d	1259							1302					1359				1402
Pokesdown (POK)	d								1306									1406
Christchurch (CHR)	d								1310									1410
Hinton Admiral (HNA)	d								1315									1415
New Milton (NWM)	d								1319									1419
Sway (SWY)	d								1324									1424
Yarmouth (I.O.W.) (YMH)	1 a												1305					
Lymington Pier (LYP)	1 a												1345					
Lymington Pier (LYP)	d								1327					1357				1427
Lymington Town (LYT)	d								1329					1359				1429
Brockenhurst (BCU)	3 a	1313							1329 1338					1408 1413				1429 1438
Brockenhurst (BCU)	3 d	1314							1330					1414				1430
Beaulieu Road (BEU)	d								1339									1435
Ashurst New Forest (ANF)	d								1339									1439
Totton (TTN)	d								1344									1444
Redbridge (RDB)	d								1327									1427
Millbrook (Hants) (MBK)	d								1331									1431
Southampton Central (SOU)	a	1328							1334 1350					1428				1434 1454
Southampton Central (SOU)	d	1330							1336 1355					1430				1436 1445 1457
St Denys (SDN)	d								1341									1441
Swaythling (SWG)	d								1344									1444
Southampton Airport Parkway (SOA)	1 a	1338							1347 1403					1438				1447 1453 1505
Portsmouth Harbour (PMH)	1 d								1255									1355
Portsmouth & Southsea (PMS)	d								1300									1400
Fratton (FTN)	d								1304									1404
Hilsea (HLS)	d								1308									1408
Cosham (CSA)	d								1313 1326									1413
Portchester (PTC)	d								1318 1330									1418
Fareham (FRM)	d								1324 1335									1424
Botley (BOE)	d								1331									1431
Hedge End (HDE)	d								1336									1436
Eastleigh (ESL)	3 a								1342 1348 1350 1406									1442 1450 1456 1508
Eastleigh (ESL)	3 d								1343									1443 1451 1514
Chandlers Ford (CFR)	d								1351 1414									1456 1514
Romsey (ROM)	a								1403									1503
Shawford (SHW)	d																	
Winchester (WIN)	d	1348	1352															
Micheldever (MIC)	d		1401															
Basingstoke (BSK)	a		1412															
Reading (RDG)	7 a																	
Fleet (FLE)	a		1424															
Farnborough (Main) (FNB)	a		1429															
Woking (WOK)	a	1421	1439															
Clapham Junction (CLJ)	10 a																	
London Waterloo (WAT)	15 a	1449	1504															

NOTES (see introductory pages for explanation of train operator codes and standard symbols)

- a Arrival time
- d Departure time
- A To Manchester Piccadilly
- C From Salisbury
- J From Brighton to Southampton Central
- K To Brighton

Weymouth, Bournemouth, Yarmouth (IOW), Lymington, Southampton, Portsmouth and Fareham to Winchester and London

Mondays to Fridays

Operator	SW	SW	SW	GW	XC	SW	SW	SW	SW	SW	SW	SW	SW	SW	SW	SW	XC	SW	SW
Days of operation/Notes	1	1	1	H	A	1	1	1	1	C	1	1	1	1	1	1	A	1	1
1st Class/Reservations/Bus/Ferry					1	1											1	1	
Catering facilities																			
Weymouth (WEY)	d	1320		1328				1403							1420				
Upwey (UPW)	d	1324		1333											1424				
Dorchester West (DCW)	a			1341															
Dorchester South (DCH)	d	1333						1413							1433				
Moreton (Dorset) (MTN)	d	1339													1439				
Wool (WOO)	d	1345													1445				
Wareham (WRM)	d	1353						1429							1453				
Holton Heath (HOL)	d	1356													1456				
Hamworthy (HAM)	d	1401						1435							1501				
Poole (POO)	4 a	1406						1440							1506				
Poole (POO)	4 d	1358	1407					1441							1458	1507			
Parkstone (Dorset) (PKS)	d	1402						1445							1502				
Branksome (BSM)	d	1406						1448							1506				
Bournemouth (BMH)	a	1411	1417					1454							1511	1517			
Bournemouth (BMH)	d	1422			1445			1459			1502			1522			1545		
Pokesdown (POK)	d	1426									1506			1526					
Christchurch (CHR)	d	1430									1510			1530					
Hinton Admiral (HNA)	d										1515								
New Milton (NWM)	d	1437									1519			1537					
Sway (SWY)	d										1524								
Yarmouth (I.O.W.) (YMH)	d					1405												1505	
Lymington Pier (LYP)	a					1445												1545	
Lymington Pier (LYP)	d						1457						1527						1557
Lymington Town (LYT)	d						1459						1529						1559
Brockenhurst (BCU)	3 a	1443					1508	1513			1529	1538	1543						1608
Brockenhurst (BCU)	3 d	1444						1514			1530		1544						
Beaulieu Road (BEU)	d																		
Ashurst New Forest (ANF)	d										1539								
Totton (TTN)	d										1544								
Redbridge (RDB)	d									1527									
Millbrook (Hants) (MBK)	d									1531									
Southampton Central (SOU)	a	1459			1513			1528		1534	1552		1558			1613			
Southampton Central (SOU)	d	1500			1515			1530		1536	1555		1600			1615			
St Denys (SDN)	d									1541									
Swaythling (SWG)	d									1544									
Southampton Airport Parkway (SOA)	4 d	1508			1523			1538		1547	1603		1608			1623			
Portsmouth Harbour (PMH)	d								1455										
Portsmouth & Southsea (PMS)	d								1500										
Fratton (FTN)	d								1504										
Hilsea (HLS)	d								1508										
Cosham (CSA)	d								1513										
Portchester (PTC)	d								1518										
Fareham (FRM)	d								1524										
Botley (BOE)	d								1531										
Hedge End (HDE)	d								1536										
Eastleigh (ESL)	3 a								1542	1550	1607								
Eastleigh (ESL)	3 d		1514						1543	1551	1614				1614				
Chandlers Ford (CFR)	d									1556									
Romsey (ROM)	a									1603									
Shawford (SHW)	d		1519													1619			
Winchester (WIN)	d	1518	1524a		1531			1548	1552				1618	1624a	1632				
Micheldever (MIC)	d								1601										
Basingstoke (BSK)	a	1536			1546				1611				1634		1647				
Reading (RDG)	7 a				1609											1705			
Fleet (FLE)	a								1623										
Farnborough (Main) (FNB)	a								1628										
Woking (WOK)	a							1620	1638										
Clapham Junction (CLJ)	10 a	1611											1711						
London Waterloo (WAT)	15 a	1620						1649	1704				1720						

NOTES (see introductory pages for explanation of train operator codes and standard symbols)

- a Arrival time
- d Departure time
- A To Manchester Piccadilly
- C From Salisbury
- H To Gloucester

Weymouth, Bournemouth, Yarmouth (IOW), Lymington, Southampton, Portsmouth and Fareham to Winchester and London

Mondays to Fridays

Operator Days of operation/Notes 1st Class/Reservations/Bus/Ferry Catering facilities	SW 1	SW 1	SW C 1	SW 1	SW 1	SW 1	SW 1	SW 1	GW H	XC A 1 ◇ ⌘	SW 1	SW MFO 1	SW 1	SW 1	SW 1	SW 1	SW C 1	SW 1
Weymouth (WEY)	d	1503						1520		1528				1603				
Upwey (UPW)	d							1524		1533								
Dorchester West (DCW)	a								1541									
Dorchester South (DCH)	d	1513						1533						1613				
Moreton (Dorset) (MTN)	d							1539										
Wool (WOO)	d							1545										
Wareham (WRM)	d	1529						1553						1629				
Holton Heath (HOL)	d							1556										
Hamworthy (HAM)	d	1535						1601						1635				
Poole (POO)	4 a	1540						1606						1640				
Poole (POO)	4 d	1541						1558 1607						1641				
Parkstone (Dorset) (PKS)	d	1545						1602						1645				
Branksome (BSM)	d	1548						1606						1648				
Bournemouth (BMH)	a	1554						1611 1617						1654				
Bournemouth (BMH)	d	1559						1622		1645				1659				1702
Pokesdown (POK)	d							1626										1706
Christchurch (CHR)	d							1630										1710
Hinton Admiral (HNA)	d							1615										1715
New Milton (NWM)	d							1637										1719
Sway (SWY)	d							1624										1724
Yarmouth (I.O.W.) (YMH)	d											1605						
Lymington Pier (LYP)	a											1645						
Lymington Pier (LYP)	d							1627					1659					
Lymington Town (LYT)	d							1629					1701					
Brockenhurst (BCU)	3 a	1613						1638					1709	1713				1729
Brockenhurst (BCU)	3 d	1614						1644						1714				1730
Beaulieu Road (BEU)	d							1635										
Ashurst New Forest (ANF)	d							1639										1739
Totton (TTN)	d							1644										1744
Redbridge (RDB)	d																	1727
Millbrook (Hants) (MBK)	d																	1731
Southampton Central (SOU)	a	1628								1711				1728				1734 1750
Southampton Central (SOU)	d	1630								1715	1724			1730				1736 1752
St Denys (SDN)	d																	1741 1757
Swaythling (SWG)	d																	1744 1800
Southampton Airport Parkway (SOA)	4 d	1638								1723	1732			1738				1747 1804
Portsmouth Harbour (PMH)	d														1655			
Portsmouth & Southsea (PMS)	d														1700			
Fratton (FTN)	d														1704			
Hilsea (HLS)	d														1708			
Cosham (CSA)	d														1713			
Portchester (PTC)	d														1718			
Fareham (FRM)	d														1724			
Botley (BOE)	d														1731			
Hedge End (HDE)	d														1736			
Eastleigh (ESL)	3 a											1735			1742			1750 1807
Eastleigh (ESL)	3 d											1745			1743	1745	1751	1812
Chandlers Ford (CFR)	d																	1756 1803
Romsey (ROM)	a																	
Shawford (SHW)	d																	
Winchester (WIN)	d	1648	1652						1717						1751			
Micheldever (MIC)	d								1723					1748	1752	1757		
Basingstoke (BSK)	a														1801			
Reading (RDG)	7 a														1811	1814		
Fleet (FLE)	a																	
Farnborough (Main) (FNB)	a														1823			
Woking (WOK)	a	1720	1738												1828			
Clapham Junction (CLJ)	10 a														1820	1838		
London Waterloo (WAT)	15 a	1749	1806												1849	1904		

NOTES (see introductory pages for explanation of train operator codes and standard symbols)

- a Arrival time
- d Departure time
- A To Manchester Piccadilly
- C From Salisbury
- H To Gloucester
- MFO Mondays and Fridays only

Weymouth, Bournemouth, Yarmouth (IOW), Lymington, Southampton, Portsmouth and Fareham to Winchester and London

Mondays to Fridays[illegible]

NOTES (see introductory pages for explanation of train operator codes and standard symbols)

- | | |
|---|--------------------------|
| a | Arrival time |
| d | Departure time |
| A | To Manchester Piccadilly |
| C | From Salisbury |
| L | To Bristol Temple Meads |

Weymouth, Bournemouth, Yarmouth (IOW), Lymington, Southampton, Portsmouth and Fareham to Winchester and London

Mondays to Fridays

Operator	SW	SW	SW	SW	SW	SW	SW	SW	SW	XC	SW	SW	SW	SW	SW	SW	SW	SW
Days of operation/Notes	1	C	MFO	1	1	1	1	1	1	M	1	N	C	1	1	1	1	1
1st Class/Reservations/Bus/Ferry	1	1	1	1	1	1	1	1	1	1	1	1	1	1	1	1	1	1
Weymouth (WEY)	d					1820					1903						1920	
Upwey (UPW)	d					1824											1924	
Dorchester West (DCW)	a																	
Dorchester South (DCH)	d					1833					1913						1937e	
Moreton (Dorset) (MTN)	d					1839											1943	
Wool (WOO)	d					1845											1949	
Wareham (WRM)	d					1853					1929						1957	
Holton Heath (HOL)	d					1856												
Hamworthy (HAM)	d					1901					1935						2003	
Poole (POO)	4 a					1906					1940						2008	
Poole (POO)	4					1858	1907				1941						1950	2009
Parkstone (Dorset) (PKS)	d					1902					1945						1954	
Branksome (BSM)	d					1906					1948						1957	
Bournemouth (BMH)	a					1911	1917				1954						2002	2018
Bournemouth (BMH)	d					1902	1922				1945	1959					2005	2022
Pokesdown (POK)	d					1906	1926										2009	2026
Christchurch (CHR)	d					1910	1930										2013	2030
Hinton Admiral (HNA)	d					1915											2018	
New Milton (NWM)	d					1919	1937										2022	2037
Sway (SWY)	d					1924											2027	
Yarmouth (I.O.W.) (YMH)	d																	
Lymington Pier (LYP)	a																	
Lymington Pier (LYP)	d					1903					1933						2003	
Lymington Town (LYT)	d					1905					1935						2005	
Brockenhurst (BCU)	3 a					1914	1929	1943			1944	2013					2014	2032
Brockenhurst (BCU)	3						1930	1944				2014					2033	2044
Beaulieu Road (BEU)	d																2038	
Ashurst New Forest (ANF)	d					1939											2042	
Totton (TTN)	d					1944											2047	
Redbridge (RDB)	d																	
Millbrook (Hants) (MBK)	d																	
Southampton Central (SOU)	a																	
Southampton Central (SOU)	d					1927												
St Denys (SDN)	d					1931												
Swaythling (SWG)	d					1934												
Southampton Airport Parkwy (SOA)	d																	
Southampton Airport Parkwy (SOA)	d																	
Portsmouth Harbour (PMH)	d																	
Portsmouth & Southsea (PMS)	d																	
Fratton (FTN)	d																	
Hilsea (HLS)	d																	
Cosham (CSA)	d																	
Portchester (PTC)	d																	
Fareham (FRM)	d																	
Botley (BOE)	d																	
Hedge End (HDE)	d																	
Eastleigh (ESL)	3 a																	
Eastleigh (ESL)	3																	
Chandlers Ford (CFR)	d																	
Romsey (ROM)	a																	
Shawford (SHW)	d																	
Winchester (WIN)	d																	
Micheldever (MIC)	d																	
Basingstoke (BSK)	a																	
Reading (RDG)	7 a																	
Fleet (FLE)	a																	
Farnborough (Main) (FNB)	a																	
Woking (WOK)	a																	
Clapham Junction (CLJ)	10 a																	
London Waterloo (WAT)	15 a																	

NOTES (see introductory pages for explanation of train operator codes and standard symbols)

- a Arrival time
- d Departure time
- e Arrives 6 minutes earlier
- C From Salisbury
- M To Birmingham New Street
- N Also calls at Hook 2131, Winchfield 2135, Brookwood 2153, Weybridge 2205, Walton-On-Thames 2209 and Surbiton 2216
- MFO Mondays and Fridays only

Weymouth, Bournemouth, Yarmouth (IOW), Lymington, Southampton, Portsmouth and Fareham to Winchester and London

Mondays to Fridays

Operator		SW	SW	SW	SW	GW	SW	SW	SW	GW	SW	SW	SW	SW	SW	SW	SW	SW	SW
Days of operation/Notes				P	C	L	MFO			L					C			FO Q	FX Q
1st Class/Reservations/Bus/Ferry																			
Weymouth (WEY)	d		1959						2006	2014								2100	2100
Upwey (UPW)	d								2010	2019								2104	2104
Dorchester West (DCW)	a									2027									
Dorchester South (DCH)	d		2011c						2021f									2112	2112
Moreton (Dorset) (MTN)	d								2027									2119	2119
Wool (WOO)	d								2033									2125	2125
Wareham (WRM)	d		2029c						2042									2132	2132
Holton Heath (HOL)	d																		
Hamworthy (HAM)	d		2035						2048									2139	2139
Poole (POO)	4 a		2040						2053									2143	2143
Poole (POO)	4 d		2041						2054									2144	2144
Parkstone (Dorset) (PKS)	d		2045						2058									2148	2148
Branksome (BSM)	d		2048						2101									2152	2152
Bournemouth (BMH)	a		2054						2107									2158	2158
Bournemouth (BMH)	d		2059						2112									2212	2212
Pokesdown (POK)	d								2116									2216	2216
Christchurch (CHR)	d								2120									2220	2220
Hinton Admiral (HNA)	d								2125									2225	2225
New Milton (NWM)	d								2129									2229	2229
Sway (SWY)	d								2134									2234	2234
Yarmouth (I.O.W.) (YMH)	d						2005							2105					
Lymington Pier (LYP)	a						2045							2145					
Lymington Pier (LYP)	d	2033						2103				2133				2203			
Lymington Town (LYT)	d	2035						2105				2135				2205			
Brockenhurst (BCU)	3 a	2044	2113					2114	2138			2144				2214	2238	2238	
Brockenhurst (BCU)	3 d		2114						2139								2239	2239	
Beaulieu Road (BEU)	d																		
Ashurst New Forest (ANF)	d								2147								2247	2247	
Totton (TTN)	d								2152								2252	2252	
Redbridge (RDB)	d				2127									2227					2316
Millbrook (Hants) (MBK)	d				2131									2231					2319
Southampton Central (SOU)	a		2128		2134				2157					2234			2257	2257	2322
Southampton Central (SOU)	d		2130		2136				2200					2236			2300	2300	2311
St Denys (SDN)	d				2141									2241					2328
Swaythling (SWG)	d				2144									2244					2331
Southampton Airport Parkwy (SOA)	d		2138		2147				2208					2247			2308	2308	2319
Portsmouth Harbour (PMH)	d			2055		2123						2155							
Portsmouth & Southsea (PMS)	d			2100		2127						2200							
Fratton (FTN)	d			2104		2131						2204							
Hilsea (HLS)	d			2108								2208							
Cosham (CSA)	d			2113								2213							
Portchester (PTC)	d			2118								2218							
Fareham (FRM)	d			2124		2147c						2224							
Botley (BOE)	d			2131								2231							
Hedge End (HDE)	d			2136								2236							
Eastleigh (ESL)	3 a			2144	2150	2202			2211			2242	2250				2311	2311	2323
Eastleigh (ESL)	3 d			2145	2151				2212			2251					2312	2312	2338
Chandlers Ford (CFR)	d				2156							2256							2343
Romsey (ROM)	a				2203							2303							2351
Shawford (SHW)	d								2218								2318	2318	
Winchester (WIN)	d		2148	2154					2224								2324	2324	
Micheldever (MIC)	d			2203													2333	2333	
Basingstoke (BSK)	a			2215					2240								2343	2343	
Reading (RDG)	7 a																		
Fleet (FLE)	a			2240													0001	0001	
Farnborough (Main) (FNB)	a			2245													0006	0006	
Woking (WOK)	a		2219	2258					2300								0018	0020	
Clapham Junction (CLJ)	10 a								2320										
London Waterloo (WAT)	15 a		2246	2332					2329										

NOTES (see introductory pages for explanation of train operator codes and standard symbols)

- | | |
|-----|---|
| a | Arrival time |
| d | Departure time |
| c | Arrives 3 minutes earlier |
| f | Arrives 4 minutes earlier |
| C | From Salisbury |
| L | To Bristol Temple Meads |
| P | Also calls at Hook 2231, Winchfield 2235, Brookwood 2253, Weybridge 2305, Walton-On-Thames 2309 and Surbiton 2316 |
| Q | Also calls at Hook 2351, Winchfield 2355 and Brookwood 0013 |
| R | To Littlehampton |
| FO | Fridays only |
| FX | Not Fridays |
| MFO | Mondays and Fridays only |

Weymouth, Bournemouth, Yarmouth (IOW), Lymington, Southampton, Portsmouth and Fareham to Winchester and London

Mondays to Fridays

Operator	GW	SW	SW	SW	SW
Days of operation/Notes	FX S	MFO	1	1	1
1st Class/Reservations/Bus/Ferry					
Weymouth (WEY)	d 2128			2210	2310
Upwey (UPW)	d 2133			2214	2314
Dorchester West (DCW)	a 2141				
Dorchester South (DCH)	d			2223	2322
Moreton (Dorset) (MTN)	d			2229	2329
Wool (WOO)	d			2235	2335
Wareham (WRM)	d			2243	2342
Holton Heath (HOL)	d				
Hamworthy (HAM)	d			2249	2349
Poole (POO)	4 a			2254	2353
Poole (POO)	4 d			2255	2354
Parkstone (Dorset) (PKS)	d			2259	
Branksome (BSM)	d			2302	
Bournemouth (BMH)	a			2308	0003
Bournemouth (BMH)	d			2312	
Pokesdown (POK)	d			2316	
Christchurch (CHR)	d			2320	
Hinton Admiral (HNA)	d			2325	
New Milton (NWM)	d			2329	
Sway (SWY)	d			2334	
Yarmouth (I.O.W.) (YMH)	d	2150			
Lymington Pier (LYP)	a	2230			
Lymington Pier (LYP)	d		2236		
Lymington Town (LYT)	d		2238		
Brockenhurst (BCU)	3 a		2247	2338	
Brockenhurst (BCU)	3 d			2339	
Beaulieu Road (BEU)	d				
Ashurst New Forest (ANF)	d			2347	
Totton (TTN)	d			2352	
Redbridge (RDB)	d				
Millbrook (Hants) (MBK)	d				
Southampton Central (SOU)	a			2357	
Southampton Central (SOU)	d				
St Denys (SDN)	d				
Swaythling (SWG)	d				
Southampton Airport Parkway (SOA)	d				
Portsmouth Harbour (PMH)	d				
Portsmouth & Southsea (PMS)	d				
Fratton (FTN)	d				
Hilsea (HLS)	d				
Cosham (CSA)	d				
Portchester (PTC)	d				
Fareham (FRM)	d				
Botley (BOE)	d				
Hedge End (HDE)	d				
Eastleigh (ESL)	3 a				
Eastleigh (ESL)	3 d				
Chandlers Ford (CFR)	d				
Romsey (ROM)	a				
Shawford (SHW)	d				
Winchester (WIN)	d				
Micheldever (MIC)	d				
Basingstoke (BSK)	a				
Reading (RDG)	7 a				
Fleet (FLE)	a				
Farnborough (Main) (FNB)	a				
Woking (WOK)	a				
Clapham Junction (CLJ)	10 a				
London Waterloo (WAT)	15 a				

NOTES (see introductory pages for explanation of train operator codes and standard symbols)

- a Arrival time
- d Departure time
- S To Westbury
- FX Not Fridays
- MFO Mondays and Fridays only

Weymouth, Bournemouth, Yarmouth (IOW), Lymington, Southampton, Portsmouth and Fareham to Winchester and London

Saturdays

Operator Days of operation/Notes 1st Class/Reservations/Bus/Ferry Catering facilities	SW A 1	XC B 1 ◇ 1	SW A 1	SW 1	SW C 1	SW 1	XC B 1 ◇ 1	SW 1	SW D 1	SW 1	SW 1	SW D 1	SW 1	SW 1	XC B 1 ◇ 1	SW 1	SW 1
Weymouth (WEY)	d																0542
Upwey (UPW)	d																
Dorchester West (DCW)	a																
Dorchester South (DCH)	d																0552
Moreton (Dorset) (MTN)	d																
Wool (WOO)	d																0603
Wareham (WRM)	d																0610
Holton Heath (HOL)	d																0614
Hamworthy (HAM)	d																0619
Poole (POO)	4 a																0623
Poole (POO)	4 a																0624
Parkstone (Dorset) (PKS)	d											0528					0628
Branksome (BSM)	d											0532					0632
Bournemouth (BMH)	a											0536					0638
												0541					
Bournemouth (BMH)	d											0543				0635	0642
Pokesdown (POK)	d											0547					0646
Christchurch (CHR)	d											0551					0650
Hinton Admiral (HNA)	d											0556					0655
New Milton (NWM)	d											0600					0700
Sway (SWY)	d											0605					0705
Yarmouth (I.O.W.) (YMH)	d																
Lymington Pier (LYP)	a																
Lymington Pier (LYP)	d													0627			0657
Lymington Town (LYT)	d													0629			0659
Brockenhurst (BCU)	3 a											0610		0637			0709
Brockenhurst (BCU)	3 d											0611					0710
Beaulieu Road (BEU)	d																
Ashurst New Forest (ANF)	d											0618					0718
Totton (TTN)	d											0623					0723
Redbridge (RDB)	d											0616					
Millbrook (Hants) (MBK)	d											0620					
Southampton Central (SOU)	a											0623	0629			0704	0728
Southampton Central (SOU)	d	0511	0515			0530	0557	0615				0635	0630		0635	0700	0715
St Denys (SDN)	d					0535									0640		0730
Swaythling (SWG)	d					0538									0643		
Southampton Airport Parkway (SOA)	d	0519	0523			0541	0605	0624				0638			0646	0708	0738
Portsmouth Harbour (PMH)	d								0540				0555				
Portsmouth & Southsea (PMS)	d								0544				0600				
Fratton (FTN)	d								0548				0604				
Hilsea (HLS)	d												0608				
Cosham (CSA)	d				0509				0556				0613				
Portchester (PTC)	d				0513								0618				
Fareham (FRM)	d				0520				0605				0624				
Botley (BOE)	d				0527								0632				
Hedge End (HDE)	d				0532								0636				
Eastleigh (ESL)	3 a	0522			0538	0545	0608		0618				0643	0650		0711	
Eastleigh (ESL)	3 d	0524		0524		0546	0609						0643	0650		0713	
Chandlers Ford (CFR)	d													0655			
Romsey (ROM)	a													0703			
Shawford (SHW)	d					0552							0649			0718	
Winchester (WIN)	d		0531	0536		0600c	0621	0632				0648	0655			0725	0731
Micheldever (MIC)	d					0608							0704				
Basingstoke (BSK)	a		0546	0552		0618	0639	0647				0704	0714			0741	0746
Reading (RDG)	7 a		0609					0706									0805
Fleet (FLE)	a			0610		0640							0725				
Farnborough (Main) (FNB)	a			0615		0645							0731				
Woking (WOK)	a			0630		0658	0659						0723	0740			0822
Clapham Junction (CLJ)	10 a			0650		0728							0743			0822	
London Waterloo (WAT)	15 a			0659		0737	0729						0752	0805		0831	0848

NOTES (see introductory pages for explanation of train operator codes and standard symbols)

- a Arrival time
- d Departure time
- c Arrives 3 minutes earlier
- A Also calls at Hook 0601, Winchfield 0605 and Brookwood 0623
- B To Manchester Piccadilly
- C Also calls at Hook 0631, Winchfield 0635, Brookwood 0653, Weybridge 0705, Walton-On-Thames 0709 and Surbiton 0716
- D From Romsey

Weymouth, Bournemouth, Yarmouth (IOW), Lymington, Southampton, Portsmouth and Fareham to Winchester and London

Saturdays

Operator	SW	SW	SW	SW	SW	SW	XC	GW	SW	SW	SW	SW	SW	SW	SW	SW	
Days of operation/Notes	1	E	1	1	1	1	B	F	E	1	1	1	1	E	1	1	
1st Class/Reservations/Bus/Ferry							1										
Catering facilities																	
Weymouth (WEY)	d				0617			0638				0655					
Upwey (UPW)	d				0621			0643				0659					
Dorchester West (DCW)	a							0651									
Dorchester South (DCH)	d				0629							0707					
Moreton (Dorset) (MTN)	d				0636							0714					
Wool (WOO)	d				0642							0720					
Wareham (WRM)	d				0649							0727					
Holton Heath (HOL)	d				0653							0731					
Hamworthy (HAM)	d				0658							0736					
Poole (POO)	4 a				0702							0740					
Poole (POO)	4 a				0703							0741					
Parkstone (Dorset) (PKS)	d				0654							0745					
Branksome (BSM)	d				0657							0749					
Bournemouth (BMH)	a				0702							0754					
Bournemouth (BMH)	d				0705							0759				0802	
Pokesdown (POK)	d				0709											0806	
Christchurch (CHR)	d				0713											0810	
Hinton Admiral (HNA)	d				0718											0815	
New Milton (NWM)	d				0722											0819	
Sway (SWY)	d				0727											0824	
Yarmouth (I.O.W.) (YMH)	d										0655						
Lymington Pier (LYP)	a										0735						
Lymington Pier (LYP)	d				0727							0757					0827
Lymington Town (LYT)	d				0729							0759					0829
Brockenhurst (BCU)	3 a				0732	0737	0743					0807	0813			0829	0837
Brockenhurst (BCU)	3 d				0733		0744						0814				0830
Beaulieu Road (BEU)	d																0835
Ashurst New Forest (ANF)	d				0740												0839
Totton (TTN)	d				0745												0844
Redbridge (RDB)	d				0721						0821						
Millbrook (Hants) (MBK)	d				0724						0824						
Southampton Central (SOU)	a				0730	0752		0758	0813		0827		0828			0852	
Southampton Central (SOU)	d				0736	0755		0800	0815		0835		0830			0835	0855
St Denys (SDN)	d				0741						0835					0840	
Swaythling (SWG)	d				0744											0843	
Southampton Airport Parkway (SOA)	d				0747	0803		0808	0823				0838			0846	0903
Portsmouth Harbour (PMH)	d	0655												0755			
Portsmouth & Southsea (PMS)	d	0700												0800			
Fratton (FTN)	d	0704												0804			
Hilsea (HLS)	d	0708												0808			
Cosham (CSA)	d	0713												0813			
Portchester (PTC)	d	0718												0818			
Fareham (FRM)	d	0724												0824			
Botley (BOE)	d	0732												0832			
Hedge End (HDE)	d	0736												0836			
Eastleigh (ESL)	3 a	0743	0750	0806										0843	0849	0906	
Eastleigh (ESL)	3 d	0743	0751	0812			0812							0843	0850	0914	
Chandlers Ford (CFR)	d		0756												0855		
Romsey (ROM)	a		0803												0903		
Shawford (SHW)	d						0817										
Winchester (WIN)	d	0753				0818	0822a	0831				0848	0853				
Micheldever (MIC)	d	0801											0901				
Basingstoke (BSK)	a	0811				0834		0846					0911				
Reading (RDG)	7 a							0907									
Fleet (FLE)	a	0823												0923			
Farnborough (Main) (FNB)	a	0829												0928			
Woking (WOK)	a	0839											0920	0938			
Clapham Junction (CLJ)	10 a					0911											
London Waterloo (WAT)	15 a	0904				0920							0947	1004			

NOTES (see introductory pages for explanation of train operator codes and standard symbols)

- a Arrival time
- d Departure time
- B To Manchester Piccadilly
- E From Salisbury
- F To Gloucester

Weymouth, Bournemouth, Yarmouth (IOW), Lymington, Southampton, Portsmouth and Fareham to Winchester and London

Saturdays

Operator	SW	SW	SW	GW	XC	SW	SW	SW	SW	SW	SW	SW	SW	SW	SW	XC	SW	SW
Days of operation/Notes	1	1	1	F	B	1	1	1	E	1	1	1	1	1	1	B	1	1
1st Class/Reservations/Bus/Ferry					1											1		
Catering facilities					1											1		
Weymouth (WEY)	d	0720		0733			0803							0820				
Upwey (UPW)	d	0724		0738										0824				
Dorchester West (DCW)	a			0746														
Dorchester South (DCH)	d	0732					0813							0833				
Moreton (Dorset) (MTN)	d	0739												0839				
Wool (WOO)	d	0745												0845				
Wareham (WRM)	d	0753					0829							0853				
Holton Heath (HOL)	d	0756												0856				
Hamworthy (HAM)	d	0801					0835							0901				
Poole (POO)	4 a	0806					0840							0906				
Poole (POO)	4 d	0758	0807				0841							0858	0907			
Parkstone (Dorset) (PKS)	d	0802					0845							0902				
Branksome (BSM)	d	0806					0848							0906				
Bournemouth (BMH)	a	0811	0817				0854							0911	0917			
Bournemouth (BMH)	d	0822			0845		0859				0902			0922		0945		
Pokesdown (POK)	d	0826									0906			0926				
Christchurch (CHR)	d	0830									0910			0930				
Hinton Admiral (HNA)	d										0915							
New Milton (NWM)	d	0837									0919			0937				
Sway (SWY)	d										0924							
Yarmouth (I.O.W.) (YMH)	d																0905	
Lymington Pier (LYP)	a																0945	
Lymington Pier (LYP)	d					0857						0927						0957
Lymington Town (LYT)	d					0859						0929						0959
Brockenhurst (BCU)	3 a	0843				0907	0913				0929	0937		0943		0959		1007
Brockenhurst (BCU)	3 d	0844					0914				0930			0944		1000		
Beaulieu Road (BEU)	d																	
Ashurst New Forest (ANF)	d										0939							
Totton (TTN)	d										0944							
Redbridge (RDB)	d									0927								
Millbrook (Hants) (MBK)	d									0931								
Southampton Central (SOU)	a	0858			0913		0928			0934	0950			0958		1013		
Southampton Central (SOU)	d	0900			0915		0930			0936	0955			1000		1015		
St Denys (SDN)	d									0941								
Swaythling (SWG)	d									0944								
Southampton Airport Parkway (SOA)	d	0908			0923		0938			0947	1003			1008		1023		
Portsmouth Harbour (PMH)	d							0855										
Portsmouth & Southsea (PMS)	d							0900										
Fratton (FTN)	d							0904										
Hilsea (HLS)	d							0908										
Cosham (CSA)	d							0913										
Portchester (PTC)	d							0918										
Fareham (FRM)	d							0924										
Botley (BOE)	d							0932										
Hedge End (HDE)	d							0936										
Eastleigh (ESL)	3 a							0943	0950	1006								
Eastleigh (ESL)	3 d		0914					0943	0951	1014				1014				
Chandlers Ford (CFR)	d								0956									
Romsey (ROM)	a								1003									
Shawford (SHW)	d		0919												1019			
Winchester (WIN)	d	0918	0924a		0932		0948	0953						1018	1024a	1031		
Micheldever (MIC)	d							1001										
Basingstoke (BSK)	a	0934			0947			1011						1034		1046		
Reading (RDG)	7 a				1007											1106		
Fleet (FLE)	a							1023										
Farnborough (Main) (FNB)	a							1028										
Woking (WOK)	a						1020	1038										
Clapham Junction (CLJ)	10 a	1011												1111				
London Waterloo (WAT)	15 a	1020					1047	1106						1120				

NOTES (see introductory pages for explanation of train operator codes and standard symbols)

- a Arrival time
- d Departure time
- B To Manchester Piccadilly
- E From Salisbury
- F To Gloucester

Weymouth, Bournemouth, Yarmouth (IOW), Lymington, Southampton, Portsmouth and Fareham to Winchester and London

Saturdays

Operator Days of operation/Notes 1st Class/Reservations/Bus/Ferry Catering facilities	SW 1	SW 1	SW E 1	SW 1	SW 1	SW 1	SW 1	SW 1	GW F	XC B 1 1 1	SW 1	SW 1	SW 1	SW 1	SW E 1	SW 1	SW 1
Weymouth (WEY)	d	0903						0920		0930			1003				
Upwey (UPW)	d							0924		0935							
Dorchester West (DCW)	a								0943								
Dorchester South (DCH)	d	0913						0933					1013				
Moreton (Dorset) (MTN)	d							0939									
Wool (WOO)	d							0945									
Wareham (WRM)	d	0929						0953					1029				
Holton Heath (HOL)	d							0956									
Hamworthy (HAM)	d	0935						1001					1035				
Poole (POO)	4 a	0940						1006					1040				
Poole (POO)	4 d	0941						0958 1007					1041				
Parkstone (Dorset) (PKS)	d	0945						1002					1045				
Branksome (BSM)	d	0948						1006					1048				
Bournemouth (BMH)	a	0954						1011 1017					1054				
Bournemouth (BMH)	d	0959						1022					1059				1102
Pokesdown (POK)	d							1026									1106
Christchurch (CHR)	d							1030									1110
Hinton Admiral (HNA)	d							1015									1115
New Milton (NWM)	d							1037									1119
Sway (SWY)	d							1024									1124
Yarmouth (I.O.W.) (YMH)	1 d											1005					
Lymington Pier (LYP)	1 a											1045					
Lymington Pier (LYP)	d							1027					1057				1127
Lymington Town (LYT)	d							1029					1059				1129
Brockenhurst (BCU)	3 a	1013						1037					1107	1113			1129 1137
Brockenhurst (BCU)	3 d	1014						1044					1114				1130
Beaulieu Road (BEU)	d							1035									
Ashurst New Forest (ANF)	d							1039									1139
Totton (TTN)	d							1044									1144
Redbridge (RDB)	d							1027									1127
Millbrook (Hants) (MBK)	d							1031									1131
Southampton Central (SOU)	a	1028						1053				1113		1128		1134	1152
Southampton Central (SOU)	d	1030						1055				1115		1130		1136	1155
St Denys (SDN)	d							1041						1130		1141	
Swaythling (SWG)	d							1044								1144	
Southampton Airport Parkway (SOA)	1 d	1038						1047	1103			1123		1138		1147	1203
Portsmouth Harbour (PMH)	1 d							0955						1055			
Portsmouth & Southsea (PMS)	d							1000						1100			
Fratton (FTN)	d							1004						1104			
Hilsea (HLS)	d							1008						1108			
Cosham (CSA)	d							1013						1113			
Portchester (PTC)	d							1018						1118			
Fareham (FRM)	d							1024						1124			
Botley (BOE)	d							1032						1132			
Hedge End (HDE)	d							1036						1136			
Eastleigh (ESL)	3 a							1043	1050	1106				1143	1150	1206	
Eastleigh (ESL)	3 d							1043	1051	1114				1143	1151	1214	
Chandlers Ford (CFR)	d								1056						1156		
Romsey (ROM)	a								1103						1203		
Shawford (SHW)	d								1119								
Winchester (WIN)	d	1048	1053						1118	1124a		1132		1148	1153		
Micheldever (MIC)	d													1201			
Basingstoke (BSK)	a								1134			1147		1211			
Reading (RDG)	7 a											1207					
Fleet (FLE)	a													1223			
Farnborough (Main) (FNB)	a													1228			
Woking (WOK)	a	1120	1138											1220	1238		
Clapham Junction (CLJ)	10 a								1211								
London Waterloo (WAT)	15 a	1150	1209						1224					1248	1306		

NOTES (see introductory pages for explanation of train operator codes and standard symbols)

- a Arrival time
- d Departure time
- B To Manchester Piccadilly
- E From Salisbury
- F To Gloucester

Weymouth, Bournemouth, Yarmouth (IOW), Lymington, Southampton, Portsmouth and Fareham to Winchester and London

Saturdays

Operator	SW	SW	SW	XC	SW	SW	SW	SW	SW	SW	SW	SW	SW	SW	SW	GW	XC	SW
Days of operation/Notes	1	1	1	B	1	1	1	1	E	1	1	1	1	1	1	F	B	1
1st Class/Reservations/Bus/Ferry				1	1												1	1
Catering facilities				1	1												1	1
Weymouth (WEY)	d	1021					1103						1120			1130		
Upwey (UPW)	d	1025											1124			1135		
Dorchester West (DCW)	a															1143		
Dorchester South (DCH)	d	1033					1113						1133					
Moreton (Dorset) (MTN)	d	1040											1139					
Wool (WOO)	d	1046											1145					
Wareham (WRM)	d	1053					1129						1153					
Holton Heath (HOL)	d	1057											1156					
Hamworthy (HAM)	d	1102					1135						1201					
Poole (POO)	4 a	1106					1140						1206					
Poole (POO)	4 d	1058	1107				1141						1158	1207				
Parkstone (Dorset) (PKS)	d	1102					1145						1202					
Branksome (BSM)	d	1106					1148						1206					
Bournemouth (BMH)	a	1111	1117				1154						1211	1217				
Bournemouth (BMH)	d	1122		1145			1159				1202		1222				1245	
Pokesdown (POK)	d	1126									1206		1226					
Christchurch (CHR)	d	1130									1210		1230					
Hinton Admiral (HNA)	d										1215							
New Milton (NWM)	d	1137									1219		1237					
Sway (SWY)	d										1224							
Yarmouth (I.O.W.) (YMH)	d				1105													1205
Lymington Pier (LYP)	a				1145													1245
Lymington Pier (LYP)	d					1157							1227					
Lymington Town (LYT)	d					1159							1229					
Brockenhurst (BCU)	3 a	1143				1207	1213				1229	1237	1243					
Brockenhurst (BCU)	3 d	1144					1214				1230		1244					
Beaulieu Road (BEU)	d										1235							
Ashurst New Forest (ANF)	d										1239							
Totton (TTN)	d										1244							
Redbridge (RDB)	d									1227								
Millbrook (Hants) (MBK)	d									1231								
Southampton Central (SOU)	a	1158		1211			1228		1234	1251			1258				1313	
Southampton Central (SOU)	d	1200		1215			1230		1236	1255			1300				1315	
St Denys (SDN)	d								1241									
Swaythling (SWG)	d								1244									
Southampton Airport Parkway (SOA)	15 d	1208		1223			1238		1247	1303			1308				1323	
Portsmouth Harbour (PMH)	d						1155											
Portsmouth & Southsea (PMS)	d						1200											
Fratton (FTN)	d						1204											
Hilsea (HLS)	d						1208											
Cosham (CSA)	d						1213											
Portchester (PTC)	d						1218											
Fareham (FRM)	d						1224											
Botley (BOE)	d						1232											
Hedge End (HDE)	d						1236											
Eastleigh (ESL)	3 a						1243	1250	1306									
Eastleigh (ESL)	3 d		1214				1243	1251	1314				1314					
Chandlers Ford (CFR)	d							1256										
Romsey (ROM)	a							1303										
Shawford (SHW)	d		1219										1319					
Winchester (WIN)	d	1218	1224a	1231			1248	1253					1318	1324a			1332	
Micheldever (MIC)	d							1301										
Basingstoke (BSK)	a	1234		1246				1311					1334				1347	
Reading (RDG)	7 a			1306													1409	
Fleet (FLE)	a							1323										
Farnborough (Main) (FNB)	a							1328										
Woking (WOK)	a						1320	1338										
Clapham Junction (CLJ)	10 a	1311											1411					
London Waterloo (WAT)	15 a	1320					1349	1404					1420					

NOTES (see introductory pages for explanation of train operator codes and standard symbols)

- a Arrival time
- d Departure time
- B To Manchester Piccadilly
- E From Salisbury
- F To Gloucester

Weymouth, Bournemouth, Yarmouth (IOW), Lymington, Southampton, Portsmouth and Fareham to Winchester and London

Saturdays

Operator Days of operation/Notes 1st Class/Reservations/Bus/Ferry Catering facilities	SW 1	SW 1	SW 1	SW E 1	SW 1	SW 1	SW 1	SW 1	SW 1	XC B 1 ◇ ⌘	SW 1 ⚓	SW 1	SW 1	SW 1	SW E 1	SW 1	SW 1
Weymouth (WEY)	d	1203						1220					1303				
Upwey (UPW)	d							1224									
Dorchester West (DCW)	a																
Dorchester South (DCH)	d	1213						1233					1313				
Moreton (Dorset) (MTN)	d							1239									
Wool (WOO)	d							1245									
Wareham (WRM)	d	1229						1253					1329				
Holton Heath (HOL)	d							1256									
Hamworthy (HAM)	d	1235						1301					1335				
Poole (POO)	4 a	1240						1306					1340				
Poole (POO)	4 a	1241						1258 1307					1341				
Parkstone (Dorset) (PKS)	d	1245						1302					1345				
Branksome (BSM)	d	1248						1306					1348				
Bournemouth (BMH)	a	1254						1311 1317					1354				
Bournemouth (BMH)	d	1259				1302		1322		1345			1359			1402	
Pokesdown (POK)	d					1306		1326								1406	
Christchurch (CHR)	d					1310		1330								1410	
Hinton Admiral (HNA)	d					1315										1415	
New Milton (NWM)	d					1319		1337								1419	
Sway (SWY)	d					1324										1424	
Yarmouth (I.O.W.) (YMH)	⚓ d										1305						
Lymington Pier (LYP)	⚓ a										1345						
Lymington Pier (LYP)	d	1257					1327					1357					1427
Lymington Town (LYT)	d	1259					1329					1359					1429
Brockenhurst (BCU)	3 a	1307	1313			1329	1337	1343				1407	1413			1429	1437
Brockenhurst (BCU)	3 d		1314			1330		1344					1414			1430	
Beaulieu Road (BEU)	d															1435	
Ashurst New Forest (ANF)	d					1339										1439	
Totton (TTN)	d					1344										1444	
Redbridge (RDB)	d				1327										1427		
Millbrook (Hants) (MBK)	d				1331										1431		
Southampton Central (SOU)	a	1328		1334	1350			1358		1411			1428		1434	1450	
Southampton Central (SOU)	d	1330		1336	1355			1400		1415			1430		1436	1455	
St Denys (SDN)	d			1341											1441		
Swaythling (SWG)	d			1344											1444		
Southampton Airport Parkway (SOA)	✈ d	1338		1347	1403			1408		1423			1438		1447	1503	
Portsmouth Harbour (PMH)	⚓ d		1255											1355			
Portsmouth & Southsea (PMS)	d		1300											1400			
Fratton (FTN)	d		1304											1404			
Hilsea (HLS)	d		1308											1408			
Cosham (CSA)	d		1313											1413			
Portchester (PTC)	d		1318											1418			
Fareham (FRM)	d		1324											1424			
Botley (BOE)	d		1332											1432			
Hedge End (HDE)	d		1336											1436			
Eastleigh (ESL)	3 a		1343	1350	1406				1414					1443	1450	1506	
Eastleigh (ESL)	3 d		1343	1351	1414				1414					1443	1451	1514	
Chandlers Ford (CFR)	d			1356	1403										1456		
Romsey (ROM)	a														1503		
Shawford (SHW)	d								1419								
Winchester (WIN)	d	1348	1353					1418	1424a	1431			1448	1453			
Micheldever (MIC)	d		1401											1501			
Basingstoke (BSK)	a		1411					1434		1446				1511			
Reading (RDG)	7 a									1505							
Fleet (FLE)	a		1423											1523			
Farnborough (Main) (FNB)	a		1428											1528			
Woking (WOK)	a	1420	1438										1520	1538			
Clapham Junction (CLJ)	10 a							1511									
London Waterloo (WAT)	15 a	1449	1504					1520					1549	1604			

NOTES (see introductory pages for explanation of train operator codes and standard symbols)

- a Arrival time
- d Departure time
- B To Manchester Piccadilly
- E From Salisbury

Weymouth, Bournemouth, Yarmouth (IOW), Lymington, Southampton, Portsmouth and Fareham to Winchester and London

Saturdays

Operator	SW	SW	SW	GW	XC	SW	SW	SW	SW	SW	SW	SW	SW	SW	SW	SW	XC	SW
Days of operation/Notes	1	1	1	F	B	1	1	1	1	E	1	1	1	1	1	1	B	1
1st Class/Reservations/Bus/Ferry					1												1	
Catering facilities																		
Weymouth (WEY)	d	1320		1330				1403							1420			
Upwey (UPW)	d	1324		1335											1424			
Dorchester West (DCW)	a			1343														
Dorchester South (DCH)	d	1333						1413							1433			
Moreton (Dorset) (MTN)	d	1339													1439			
Wool (WOO)	d	1345													1445			
Wareham (WRM)	d	1353						1429							1453			
Holton Heath (HOL)	d	1356													1456			
Hamworthy (HAM)	d	1401						1435							1501			
Poole (POO)	4 a	1406						1440							1506			
Poole (POO)	4 d	1358	1407					1441							1458	1507		
Parkstone (Dorset) (PKS)	d	1402						1445							1502			
Branksome (BSM)	d	1406						1448							1506			
Bournemouth (BMH)	a	1411	1417					1454							1511	1517		
Bournemouth (BMH)	d	1422			1445			1459				1502			1522		1545	
Pokesdown (POK)	d	1426										1506			1526			
Christchurch (CHR)	d	1430										1510			1530			
Hinton Admiral (HNA)	d											1515						
New Milton (NWM)	d	1437										1519			1537			
Sway (SWY)	d											1524						
Yarmouth (I.O.W.) (YMH)	d					1405												1505
Lymington Pier (LYP)	a					1445												1545
Lymington Pier (LYP)	d							1457						1527				
Lymington Town (LYT)	d							1459						1529				
Brockenhurst (BCU)	3 a	1443						1507	1513					1529	1537	1543		
Brockenhurst (BCU)	3 d	1444							1514					1530		1544		
Beaulieu Road (BEU)	d																	
Ashurst New Forest (ANF)	d													1539				
Totton (TTN)	d													1544				
Redbridge (RDB)	d											1527						
Millbrook (Hants) (MBK)	d											1531						
Southampton Central (SOU)	a	1458		1513				1528				1534	1550		1558		1613	
Southampton Central (SOU)	d	1500		1515				1530				1536	1555		1600		1615	
St Denys (SDN)	d											1541						
Swaythling (SWG)	d											1544						
Southampton Airport Parkway (SOA)	d	1508		1523				1538				1547	1603		1608		1623	
Portsmouth Harbour (PMH)	d									1455								
Portsmouth & Southsea (PMS)	d									1500								
Fratton (FTN)	d									1504								
Hilsea (HLS)	d									1508								
Cosham (CSA)	d									1513								
Portchester (PTC)	d									1518								
Fareham (FRM)	d									1524								
Botley (BOE)	d									1532								
Hedge End (HDE)	d									1536								
Eastleigh (ESL)	3 a									1543	1550	1606						
Eastleigh (ESL)	3 d		1514							1543	1551	1614			1614			
Chandlers Ford (CFR)	d										1556							
Romsey (ROM)	a										1603							
Shawford (SHW)	d		1519													1619		
Winchester (WIN)	d	1518	1524a		1533			1548	1553						1618	1624a	1631	
Micheldever (MIC)	d								1601									
Basingstoke (BSK)	a	1534			1548				1611						1634		1646	
Reading (RDG)	7 a				1606												1706	
Fleet (FLE)	a									1623								
Farnborough (Main) (FNB)	a									1628								
Woking (WOK)	a							1620	1638									
Clapham Junction (CLJ)	10 a	1611													1711			
London Waterloo (WAT)	15 a	1620						1648	1704						1720			

NOTES (see introductory pages for explanation of train operator codes and standard symbols)

- a Arrival time
- d Departure time
- B To Manchester Piccadilly
- E From Salisbury
- F To Gloucester

Weymouth, Bournemouth, Yarmouth (IOW), Lymington, Southampton, Portsmouth and Fareham to Winchester and London

Saturdays

Operator	SW	SW	SW	SW	SW	SW	SW	SW	SW	SW	GW	XC	SW	SW	SW	SW	SW	SW
Days of operation/Notes	1	1	1	E	1	1	1	1	1	1	F	B	1	1	1	E	1	1
1st Class/Reservations/Bus/Ferry																		
Catering facilities																		
Weymouth (WEY)	d	1503						1520		1530					1603			
Upwey (UPW)	d							1524		1535								
Dorchester West (DCW)	a									1543								
Dorchester South (DCH)	d	1513						1533							1613			
Moreton (Dorset) (MTN)	d							1539										
Wool (WOO)	d							1545										
Wareham (WRM)	d	1529						1553							1629			
Holton Heath (HOL)	d							1556										
Hamworthy (HAM)	d	1535						1601							1635			
Poole (POO)	4 a	1540						1606							1640			
Poole (POO)	4 a	1541						1558 1607							1641			
Parkstone (Dorset) (PKS)	d	1545						1602							1645			
Branksome (BSM)	d	1548						1606							1648			
Bournemouth (BMH)	a	1554						1611 1617							1654			
Bournemouth (BMH)	d	1559				1602		1622				1645			1659			
Pokesdown (POK)	d					1606		1626										
Christchurch (CHR)	d					1610		1630										
Hinton Admiral (HNA)	d					1615												
New Milton (NWM)	d					1619		1637										
Sway (SWY)	d					1624												
Yarmouth (I.O.W.) (YMH)	d												1605					
Lymington Pier (LYP)	a												1645					
Lymington Pier (LYP)	d	1557						1627						1657				
Lymington Town (LYT)	d	1559						1629						1659				
Brockenhurst (BCU)	3 a	1607	1613			1629	1637	1643						1707	1713			
Brockenhurst (BCU)	3 d		1614			1630		1644							1714			
Beaulieu Road (BEU)	d					1635												
Ashurst New Forest (ANF)	d					1639												
Totton (TTN)	d					1644												
Redbridge (RDB)	d					1627											1727	
Millbrook (Hants) (MBK)	d					1631											1731	
Southampton Central (SOU)	a	1628				1634	1650	1658		1711				1728			1734	
Southampton Central (SOU)	d	1630				1636	1655	1700		1715				1730			1736	1741
St Denys (SDN)	d					1641											1741	1746
Swaythling (SWG)	d					1644											1744	1749
Southampton Airport Parkway (SOA)	d	1638				1647	1703	1708		1723				1738			1747	1752
Portsmouth Harbour (PMH)	d					1555											1655	
Portsmouth & Southsea (PMS)	d					1600											1700	
Fratton (FTN)	d					1604											1704	
Hilsea (HLS)	d					1608											1708	
Cosham (CSA)	d					1613											1713	
Portchester (PTC)	d					1618											1718	
Fareham (FRM)	d					1624											1724	
Botley (BOE)	d					1632											1732	
Hedge End (HDE)	d					1636											1736	
Eastleigh (ESL)	3 a					1643	1650	1706									1743	1750
Eastleigh (ESL)	3 d					1643	1651	1714		1714							1743	1751
Chandlers Ford (CFR)	d					1656											1756	1759
Romsey (ROM)	a					1703											1803	
Shawford (SHW)	d									1719								1804
Winchester (WIN)	d	1648	1653					1718	1724a	1732				1748	1753		1810	
Micheldever (MIC)	d					1701									1801		1819	
Basingstoke (BSK)	a					1711		1734		1747					1811		1829	
Reading (RDG)	7 a									1808								
Fleet (FLE)	a					1723											1823	
Farnborough (Main) (FNB)	a					1728											1828	
Woking (WOK)	a					1720	1738								1820	1838		
Clapham Junction (CLJ)	10 a							1811										
London Waterloo (WAT)	15 a	1748	1804					1820							1847	1904		

NOTES (see introductory pages for explanation of train operator codes and standard symbols)

- a Arrival time
- d Departure time
- B To Manchester Piccadilly
- E From Salisbury
- F To Gloucester

Saturdays

Operator		SW	SW	SW	SW	SW	XC B 1 ◇ ⚖	SW	SW	SW	SW	SW	SW	SW	SW	SW	SW	SW	SW	GW G
Days of operation/Notes 1st Class/Reservations/Bus/Ferry Catering facilities	1	1	1	1	1	1	1	1	1	1	1	1	1	1	1	1	1	1	1	1
Weymouth (WEY)	d			1620						1703							1720		1734	
Upwey (UPW)	d			1624													1724		1739	
Dorchester West (DCW)	a																		1747	
Dorchester South (DCH)	d			1633						1713								1733		
Moreton (Dorset) (MTN)	d			1639														1739		
Wool (WOO)	d			1645														1745		
Wareham (WRM)	d			1653						1729								1753		
Holton Heath (HOL)	d			1656														1756		
Hamworthy (HAM)	d			1701						1735								1801		
Poole (POO)	4 a			1706						1740								1806		
Poole (POO)	4 d			1658	1707					1741							1758	1807		
Parkstone (Dorset) (PKS)	d			1702						1745							1802			
Branksome (BSM)	d			1706						1748							1806			
Bournemouth (BMH)	a			1711	1717					1754							1811	1817		
Bournemouth (BMH)	d	1702		1722			1745			1759					1802		1822			
Pokesdown (POK)	d	1706		1726											1806		1826			
Christchurch (CHR)	d	1710		1730											1810		1830			
Hinton Admiral (HNA)	d	1715													1815					
New Milton (NWM)	d	1719		1737											1819		1837			
Sway (SWY)	d	1724													1824					
Yarmouth (I.O.W.) (YMH)	⚓ d							1705												
Lymington Pier (LYP)	⚓ a							1745												
Lymington Pier (LYP)	d		1727						1757							1827				
Lymington Town (LYT)	d		1729						1759							1829				
Brockenhurst (BCU)	3 a	1729	1737	1743					1807	1813					1829	1837	1843			
Brockenhurst (BCU)	3 d	1730		1744						1814					1830		1844			
Beaulieu Road (BEU)	d														1835					
Ashurst New Forest (ANF)	d	1739													1839					
Totton (TTN)	d	1744													1844					
Redbridge (RDB)	d													1827						
Millbrook (Hants) (MBK)	d													1831						
Southampton Central (SOU)	a	1750		1758			1811			1828				1834	1853		1858			
Southampton Central (SOU)	d	1755		1800			1815			1830				1836	1855		1900			

a	Arrival time
d	Departure time
B	To Manchester Piccadilly
E	From Salisbury
G	To Bristol Temple Meads

Weymouth, Bournemouth, Yarmouth (IOW), Lymington, Southampton, Portsmouth and Fareham to Winchester and London

Saturdays

Operator	XC	SW	SW	SW	SW	SW	SW	SW	SW	SW	SW	SW	XC	SW	SW	SW	SW	SW
Days of operation/Notes	B					E							H			J		
1st Class/Reservations/Bus/Ferry	1					1							1					
Catering facilities	⚓												⚓					
Weymouth (WEY)	d			1803							1820					1903		
Upwey (UPW)	d										1824							
Dorchester West (DCW)	a																	
Dorchester South (DCH)	d			1813							1833					1913		
Moreton (Dorset) (MTN)	d										1839							
Wool (WOO)	d										1845							
Wareham (WRM)	d			1829							1853					1929		
Holton Heath (HOL)	d										1856							
Hamworthy (HAM)	d			1835							1901					1935		
Poole (POO)	4 a			1840							1906					1940		
Poole (POO)	4 d			1841							1858 1907					1941		
Parkstone (Dorset) (PKS)	d			1845							1902					1945		
Branksome (BSM)	d			1848							1906					1948		
Bournemouth (BMH)	a			1854							1911 1917					1954		
Bournemouth (BMH)	d	1845		1859				1902			1922		1945			1959		
Pokesdown (POK)	d							1906			1926							
Christchurch (CHR)	d							1910			1930							
Hinton Admiral (HNA)	d							1915										
New Milton (NWM)	d							1919			1937							
Sway (SWY)	d							1924										
Yarmouth (I.O.W.) (YMH)	⚓ d		1805											1905				
Lymington Pier (LYP)	⚓ a		1845											1945				
Lymington Pier (LYP)	d			1857					1927						1957			
Lymington Town (LYT)	d			1859					1929						1959			
Brockenhurst (BCU)	3 a			1907	1913			1929	1937		1943		1959		2007	2013		
Brockenhurst (BCU)	3 d				1914			1930			1944		2000			2014		
Beaulieu Road (BEU)	d																	
Ashurst New Forest (ANF)	d							1939										
Totton (TTN)	d							1944										
Redbridge (RDB)	d							1927										2027
Millbrook (Hants) (MBK)	d							1931										2031
Southampton Central (SOU)	a	1911			1928			1934	1950		1958		2013			2028		2034
Southampton Central (SOU)	d	1915			1930			1936	1955		2000		2015			2030		2036
St Denys (SDN)	d							1941										2041
Swaythling (SWG)	d							1944										2044
Southampton Airport Parkway (SOA)	✈ d	1923			1938			1947	2003		2008		2023			2038		2047
Portsmouth Harbour (PMH)	⚓ d				1855											1955		
Portsmouth & Southsea (PMS)	d				1900											2000		
Fratton (FTN)	d				1904											2004		
Hilsea (HLS)	d				1908											2008		
Cosham (CSA)	d				1913											2013		
Portchester (PTC)	d				1918											2018		
Fareham (FRM)	d				1924											2024		
Botley (BOE)	d				1932											2032		
Hedge End (HDE)	d				1936											2036		
Eastleigh (ESL)	3 a				1943	1950	2006									2043	2050	
Eastleigh (ESL)	3 d				1943	1951	2014				2014					2043	2051	
Chandlers Ford (CFR)	d					1956											2056	
Romsey (ROM)	a					2003											2103	
Shawford (SHW)	d											2019						
Winchester (WIN)	d	1932			1948	1953					2018	2024a	2032			2048	2053	
Micheldever (MIC)	d					2001											2101	
Basingstoke (BSK)	a	1947				2013					2034		2047				2115	
Reading (RDG)	7 a	2010											2106					
Fleet (FLE)	a					2025											2140	
Farnborough (Main) (FNB)	a					2031											2145	
Woking (WOK)	a				2020	2040										2120	2158	
Clapham Junction (CLJ)	10 a										2110						2226	
London Waterloo (WAT)	15 a				2046	2109					2119					2146	2235	

NOTES (see introductory pages for explanation of train operator codes and standard symbols)

- a Arrival time
- d Departure time
- B To Manchester Piccadilly
- E From Salisbury
- H To Birmingham New Street
- J Also calls at Hook 2131, Winchfield 2135, Brookwood 2153, Weybridge 2205, Walton-On-Thames 2209 and Surbiton 2215

Weymouth, Bournemouth, Yarmouth (IOW), Lymington, Southampton, Portsmouth and Fareham to Winchester and London

Saturdays





Operator	SW	SW	SW	SW	SW	SW	SW	SW	SW	SW	SW	SW	SW	SW	SW	SW	SW	SW
Days of operation/Notes	1	1	1	1	1	1	1	1	1	1	1	1	1	1	1	1	1	1
1st Class/Reservations/Bus/Ferry	1	1	1	1	1	1	1	1	1	1	1	1	1	1	1	1	1	1
Weymouth (WEY)	d			1920										2010	2040		2057	
Upwey (UPW)	d			1924										2014	2045		2101	
Dorchester West (DCW)	a														2053			
Dorchester South (DCH)	d			1933										2022			2110	
Moreton (Dorset) (MTN)	d			1939										2029			2116	
Wool (WOO)	d			1945										2035			2122	
Wareham (WRM)	d			1953										2042			2130	
Holton Heath (HOL)	d			1956														
Hamworthy (HAM)	d			2001										2049			2136	
Poole (POO)	4 a			2006										2053			2141	
Poole (POO)	4 d			1958 2007				2040						2054			2142	
Parkstone (Dorset) (PKS)	d			2002				2044						2058			2146	
Branksome (BSM)	d			2006				2048						2102			2149	
Bournemouth (BMH)	a			2011 2017				2054						2108			2155	
Bournemouth (BMH)	d	2002		2022				2059						2112			2159	
Pokesdown (POK)	d	2006		2026										2116				
Christchurch (CHR)	d	2010		2030										2120				
Hinton Admiral (HNA)	d	2015												2125				
New Milton (NWM)	d	2019		2037										2129				
Sway (SWY)	d	2024												2134				
Yarmouth (I.O.W.) (YMH)	d																	2105
Lymington Pier (LYP)	a																	2145
Lymington Pier (LYP)	d		2027				2057						2127					
Lymington Town (LYT)	d		2029				2059						2129					
Brockenhurst (BCU)	3 a	2029	2037	2043			2107	2113					2137	2138			2213	
Brockenhurst (BCU)	3 d	2030		2044				2114						2140			2214	
Beaulieu Road (BEU)	d	2035																
Ashurst New Forest (ANF)	d	2039												2147				
Totton (TTN)	d	2044												2152				
Redbridge (RDB)	d									2127							2227	
Millbrook (Hants) (MBK)	d									2131							2231	
Southampton Central (SOU)	a	2050		2058			2128		2134				2158			2228	2234	
Southampton Central (SOU)	d	2055		2100			2130		2136				2200			2230	2236	
St Denys (SDN)	d								2141								2241	
Swaythling (SWG)	d								2144								2244	
Southampton Airport Parkway (SOA)	4 d	2103		2108			2138		2147				2208			2238	2247	
Portsmouth Harbour (PMH)	d							2055		2123						2155		
Portsmouth & Southsea (PMS)	d							2100		2127						2200		
Fratton (FTN)	d							2104		2131						2204		
Hilsea (HLS)	d							2108								2208		
Cosham (CSA)	d							2113								2213		
Portchester (PTC)	d							2118								2218		
Fareham (FRM)	d							2124		2148						2224		
Botley (BOE)	d							2132								2232		
Hedge End (HDE)	d							2136								2236		
Eastleigh (ESL)	3 a	2106						2143	2150	2201			2211			2243	2242	2250
Eastleigh (ESL)	3 d	2114			2114			2144	2151				2212				2247	2251
Chandlers Ford (CFR)	d	1							2156								2256	
Romsey (ROM)	a								2203								2303	
Shawford (SHW)	d				2119								2217					
Winchester (WIN)	d			2118	2124a		2148	2153					2223			2256		
Micheldever (MIC)	d							2202										
Basingstoke (BSK)	a			2134				2215					2239			2315		
Reading (RDG)	7 a																	
Fleet (FLE)	a							2240										
Farnborough (Main) (FNB)	a							2245										
Woking (WOK)	a			2154				2219	2258				2300			2335		
Clapham Junction (CLJ)	10 a			2214				2327					2323			0001		
London Waterloo (WAT)	15 a			2223				2244	2336				2332			0012		

NOTES (see introductory pages for explanation of train operator codes and standard symbols)

- a Arrival time
- d Departure time
- E From Salisbury
- G To Bristol Temple Meads
- K Also calls at Hook 2231, Winchfield 2235, Brookwood 2253, Weybridge 2305, Walton-On-Thames 2309 and Surbiton 2316
- L To Westbury

Weymouth, Bournemouth, Yarmouth (IOW), Lymington, Southampton, Portsmouth and Fareham to Winchester and London

Saturdays

Operator Days of operation/Notes 1st Class/Reservations/Bus/Ferry	SW 1	SW M 1	SW 1	SW 1	SW 1	SW 1
Weymouth (WEY)	d			2210		2310
Upwey (UPW)	d			2214		2314
Dorchester West (DCW)	a					
Dorchester South (DCH)	d			2222		2322
Moreton (Dorset) (MTN)	d			2229		2329
Wool (WOO)	d			2235		2335
Wareham (WRM)	d			2242		2342
Holton Heath (HOL)	d					
Hamworthy (HAM)	d			2249		2349
Poole (POO)	4 a			2253		2353
Poole (POO)	4 d	2154		2254		2354
Parkstone (Dorset) (PKS)	d	2158		2258		
Branksome (BSM)	d	2201		2302		
Bournemouth (BMH)	a	2207		2307		0003
Bournemouth (BMH)	d	2212		2312		
Pokesdown (POK)	d	2216		2316		
Christchurch (CHR)	d	2220		2320		
Hinton Admiral (HNA)	d	2225		2325		
New Milton (NWM)	d	2229		2329		
Sway (SWY)	d	2234		2334		
Yarmouth (I.O.W.) (YMH)	 d					
Lymington Pier (LYP)	 a					
Lymington Pier (LYP)	d	2203		2236		
Lymington Town (LYT)	d	2205		2238		
Brockenhurst (BCU)	3 a	2213	2238	2246	2338	
Brockenhurst (BCU)	3 d		2239		2339	
Beaulieu Road (BEU)	d					
Ashurst New Forest (ANF)	d		2247		2347	
Totton (TTN)	d		2252		2352	
Redbridge (RDB)	d					
Millbrook (Hants) (MBK)	d					
Southampton Central (SOU)	a		2257		2357	
Southampton Central (SOU)	d		2300		2359	
St Denys (SDN)	d				0004	
Swaythling (SWG)	d				0007	
Southampton Airport Parkwy (SOA)	 d		2308		0010	
Portsmouth Harbour (PMH)	 d				2324	
Portsmouth & Southsea (PMS)	d				2328	
Fratton (FTN)	d				2332	
Hilsea (HLS)	d				2336	
Cosham (CSA)	d				2342	
Portchester (PTC)	d				2347	
Fareham (FRM)	d				2353	
Botley (BOE)	d				0001	
Hedge End (HDE)	d				0005	
Eastleigh (ESL)	3 a		2311		0014	0011
Eastleigh (ESL)	3 d		2313			0018
Chandlers Ford (CFR)	d					
Romsey (ROM)	a					
Shawford (SHW)	d		2319			
Winchester (WIN)	d		2325		0028a	
Micheldever (MIC)	d		2333			
Basingstoke (BSK)	a		2343			
Reading (RDG)	7 a					
Fleet (FLE)	a		0001			
Farnborough (Main) (FNB)	a		0006			
Woking (WOK)	a		0018			
Clapham Junction (CLJ)	10 a		0053			
London Waterloo (WAT)	 15 a		0103			

NOTES (see introductory pages for explanation of train operator codes and standard symbols)

a Arrival time

d Departure time

M Also calls at Hook 2351, Winchfield 2355, Brookwood 0013, West Byfleet 0024, Weybridge 0029, Walton-On-Thames 0033, Surbiton 0039 and Wimbledon 0047

Weymouth, Bournemouth, Yarmouth (IOW), Lymington, Southampton, Portsmouth and Fareham to Winchester and London

Sundays

Operator	SW	SW	SW	SW	SW	SW	SW	SW	XC	SW	GW	SW	SW	SW	SW	SW	SW
Days of operation/Notes 1st Class/Reservations/Bus/Ferry Catering facilities																	
Weymouth (WEY)	d									0748	0801						
Upwey (UPW)	d									0752							
Dorchester West (DCW)	a										0811						
Dorchester South (DCH)	d									0800							
Moreton (Dorset) (MTN)	d									0807							
Wool (WOO)	d									0813							
Wareham (WRM)	d									0820							
Holton Heath (HOL)	d																
Hamworthy (HAM)	d									0827							
Poole (POO)	4 a									0831							
Poole (POO)	4 d			0720			0750			0832						0855	
Parkstone (Dorset) (PKS)	d			0724			0754			0837							
Branksome (BSM)	d			0727			0757			0841							
Bournemouth (BMH)	a			0732			0802			0847						0904	
Bournemouth (BMH)	d			0736			0806			0850						0906	
Pokesdown (POK)	d			0740			0810									0910	
Christchurch (CHR)	d			0744			0814									0914	
Hinton Admiral (HNA)	d			0749			0819									0919	
New Milton (NWM)	d			0753			0823			0901						0923	
Sway (SWY)	d			0758			0828									0928	
Yarmouth (I.O.W.) (YMH)	d										0655						
Lymington Pier (LYP)	a										0735						
Lymington Pier (LYP)	d													0914			
Lymington Town (LYT)	d													0916			
Brockenhurst (BCU)	3 a			0802			0832			0908				0924		0932	
Brockenhurst (BCU)	3 d			0803			0833			0909						0933	
Beaulieu Road (BEU)	d						0839									0939	
Ashurst New Forest (ANF)	d			0813			0843									0943	
Totton (TTN)	d			0818			0848									0948	
Redbridge (RDB)	d				0846									0939			
Millbrook (Hants) (MBK)	d				0850									0943			
Southampton Central (SOU)	a			0824	0852		0853			0924				0945		0953	
Southampton Central (SOU)	d	0655		0755	0826	0859	0855	0859	0915	0925				0959		0955	0959
St Denys (SDN)	d							0904									1004
Swaythling (SWG)	d							0907									1007
Southampton Airport Parkway (SOA)	d	0703		0803	0834		0903	0910	0923	0933						1003	1010
Portsmouth Harbour (PMH)	d		0717				0817									0917	
Portsmouth & Southsea (PMS)	d		0722				0822									0922	
Fratton (FTN)	d		0726				0826									0926	
Hilsea (HLS)	d		0730				0830									0930	
Cosham (CSA)	d		0735				0835									0935	
Portchester (PTC)	d		0740				0840									0940	
Fareham (FRM)	d		0746				0846									0946	
Botley (BOE)	d		0753				0853									0953	
Hedge End (HDE)	d		0758				0858									0958	
Eastleigh (ESL)	3 a	0707	0804	0807			0904	0907	0914							1004	1014
Eastleigh (ESL)	3 d	0711	0811				0911	0915								1011	1015
Chandlers Ford (CFR)	d							0920									1020
Romsey (ROM)	a							0929									1029
Shawford (SHW)	d	0717	0817				0917									1017	
Winchester (WIN)	d	0723	0823	0843			0923		0931	0942						1023	
Micheldever (MIC)	d	0732	0832				0932									1032	
Basingstoke (BSK)	a	0742	0845	0901			0942		0947	0958						1042	
Reading (RDG)	7 a								1006								
Fleet (FLE)	a			0913													
Farnborough (Main) (FNB)	a			0918													
Woking (WOK)	a	0802	0904	0928			1002			1019						1102	
Clapham Junction (CLJ)	10 a	0828	0929	0957			1029			1041						1129	
London Waterloo (WAT)	15 a	0841	0940	1007			1040			1051						1139	

NOTES (see introductory pages for explanation of train operator codes and standard symbols)

- a Arrival time
- d Departure time
- A From Salisbury
- B To Manchester Piccadilly
- C Runs from 5 April. To Cardiff Central

Weymouth, Bournemouth, Yarmouth (IOW), Lymington, Southampton, Portsmouth and Fareham to Winchester and London

Sundays

Operator	SW	XC B 1◇ ⚓	SW 1	SW 1	SW 1	SW A 1	SW 1	SW 1	SW A 1	XC B 1◇ ⚓	SW 1	SW 1	SW 1	SW 1	SW A 1	SW 1	SW 1
Days of operation/Notes 1st Class/Reservations/Bus/Ferry Catering facilities	1	1◇ ⚓	1	1	1	1	1	1	1	1◇ ⚓	1	1	1	1	1	1	1
Weymouth (WEY)	d		0848									0948					
Upwey (UPW)	d		0852									0952					
Dorchester West (DCW)	a																
Dorchester South (DCH)	d		0900									1000					
Moreton (Dorset) (MTN)	d		0907									1007					
Wool (WOO)	d		0913									1013					
Wareham (WRM)	d		0920									1020					
Holton Heath (HOL)	d																
Hamworthy (HAM)	d		0927									1027					
Poole (POO)	4 a		0931									1031					
Poole (POO)	4 a		0932					0955				1032					1055
Parkstone (Dorset) (PKS)	d		0937									1037					
Branksome (BSM)	d		0941									1041					
Bournemouth (BMH)	a		0947					1004				1047					1104
Bournemouth (BMH)	d	0940	0950					1006		1040		1050					1106
Pokesdown (POK)	d							1010									1110
Christchurch (CHR)	d							1014									1114
Hinton Admiral (HNA)	d							1019									1119
New Milton (NWM)	d		1001					1023				1101					1123
Sway (SWY)	d							1028									1128
Yarmouth (I.O.W.) (YMH)	⚓ d			0905								1005					
Lymington Pier (LYP)	⚓ a			0945								1045					
Lymington Pier (LYP)	d	0944			1014						1044			1114			
Lymington Town (LYT)	d	0946			1016						1046			1116			
Brockenhurst (BCU)	3 a	0954	0954	1008				1032			1054	1108		1124			1132
Brockenhurst (BCU)	3 d		0955	1009				1033				1109					1133
Beaulieu Road (BEU)	d							1039									1139
Ashurst New Forest (ANF)	d							1043									1143
Totton (TTN)	d							1048									1148
Redbridge (RDB)	d					1039										1139	
Millbrook (Hants) (MBK)	d					1043										1143	
Southampton Central (SOU)	a		1008	1023		1045		1053	←	1108		1123				1145	1153
Southampton Central (SOU)	d		1015	1025		1059		1055		1059	1115	1125				1159	1155
St Denys (SDN)	d					→				1104						→	
Swaythling (SWG)	d									1107							
Southampton Airport Parkway (SOA) →	d		1023	1033				1103		1110	1123	1132					1203
Portsmouth Harbour (PMH)	⚓ d							1017									1117
Portsmouth & Southsea (PMS)	d							1022									1122
Fratton (FTN)	d							1026									1126
Hilsea (HLS)	d							1030									1130
Cosham (CSA)	d							1035									1135
Portchester (PTC)	d							1040									1140
Fareham (FRM)	d							1046									1146
Botley (BOE)	d							1053									1153
Hedge End (HDE)	d							1058									1158
Eastleigh (ESL)	3 a							1104	1107	1114							1204 1207
Eastleigh (ESL)	3 d							1111		1115							1211
Chandlers Ford (CFR)	a									1120							
Romsey (ROM)	a									1129							
Shawford (SHW)	d							1117									1217
Winchester (WIN)	d		1031	1042				1123		1131		1142					1223
Micheldever (MIC)	d							1132									1232
Basingstoke (BSK)	a		1046	1058				1142		1146		1158					1242
Reading (RDG)	7 a		1106							1205							
Fleet (FLE)	a																
Farnborough (Main) (FNB)	a																
Woking (WOK)	a			1118				1203				1218					1302
Clapham Junction (CLJ)	10 a			1141				1227				1239					1327
London Waterloo (WAT)	15 a			1152				1237				1249					1337

NOTES (see introductory pages for explanation of train operator codes and standard symbols)

- a Arrival time
- d Departure time
- A From Salisbury
- B To Manchester Piccadilly

Weymouth, Bournemouth, Yarmouth (IOW), Lymington, Southampton, Portsmouth and Fareham to Winchester and London

Sundays

Operator	SW	XC	GW	SW	SW	SW	SW	SW	SW	SW	SW	XC	SW	SW	SW	SW	SW
Days of operation/Notes	A	B	D	□	□	☞	□	A	□	□	A	B	□	□	☞	□	□
1st Class/Reservations/Bus/Ferry	□	□	□	□	□	☞	□	□	□	□	□	☞	□	□	☞	□	□
Catering facilities	□	☞	□	□	□	☞	□	□	□	□	□	☞	□	□	☞	□	□
Weymouth (WEY)	d		1038		1048									1148			
Upwey (UPW)	d		1043		1052									1152			
Dorchester West (DCW)	a		1051														
Dorchester South (DCH)	d				1100									1200			
Moreton (Dorset) (MTN)	d				1107									1207			
Wool (WOO)	d				1113									1213			
Wareham (WRM)	d				1120									1220			
Holton Heath (HOL)	d																
Hamworthy (HAM)	d				1127									1227			
Poole (POO)	4 a				1131									1231			
Poole (POO)	4 a				1132					1155				1232			
Parkstone (Dorset) (PKS)	d				1137									1237			
Branksome (BSM)	d				1141									1241			
Bournemouth (BMH)	a				1147						1204			1247			
Bournemouth (BMH)	d	1140			1150						1206	1240		1250			
Pokesdown (POK)	d										1210						
Christchurch (CHR)	d										1214						
Hinton Admiral (HNA)	d										1219						
New Milton (NWM)	d				1201						1223			1301			
Sway (SWY)	d										1228						
Yarmouth (I.O.W.) (YMH)	☞ d					1105									1205		
Lymington Pier (LYP)	☞ a					1145									1245		
Lymington Pier (LYP)	d			1144			1214						1244			1314	
Lymington Town (LYT)	d			1146			1216						1246			1316	
Brockenhurst (BCU)	3 a			1154	1208		1224				1232		1254	1308		1324	
Brockenhurst (BCU)	3 d				1209						1233			1309			
Beaulieu Road (BEU)	d										1239						
Ashurst New Forest (ANF)	d										1243						
Totton (TTN)	d										1248						
Redbridge (RDB)	d							1239									1339
Millbrook (Hants) (MBK)	d							1243									1343
Southampton Central (SOU)	a	←	1208		1223			1245		1253	←	1308		1323			1345
Southampton Central (SOU)	d	1159	1215		1225			1259		1255	1259	1315		1325			1359
St Denys (SDN)	d	1204						→			1304						→
Swaythling (SWG)	d	1207									1307						
Southampton Airport Parkway (SOA)	↔ d	1210	1223		1232					1303	1310	1323		1333			
Portsmouth Harbour (PMH)	☞ d									1217							
Portsmouth & Southsea (PMS)	d									1222							
Fratton (FTN)	d									1226							
Hilsea (HLS)	d									1230							
Cosham (CSA)	d									1235							
Portchester (PTC)	d									1240							
Fareham (FRM)	d									1246							
Botley (BOE)	d									1253							
Hedge End (HDE)	d									1258							
Eastleigh (ESL)	3 a	1214								1304	1307	1314					
Eastleigh (ESL)	3 d	1215								1311	1315						
Chandlers Ford (CFR)	d	1220									1320						
Romsey (ROM)	a	1229									1329						
Shawford (SHW)	d									1317							
Winchester (WIN)	d		1231		1242					1323		1331		1342			
Micheldever (MIC)	d									1332							
Basingstoke (BSK)	a		1246		1258					1342		1346		1358			
Reading (RDG)	7 a		1305									1406					
Fleet (FLE)	a																
Farnborough (Main) (FNB)	a																
Woking (WOK)	a				1318					1402				1418			
Clapham Junction (CLJ)	10 a				1339					1427				1439			
London Waterloo (WAT)	15 a				1349					1437				1449			

NOTES (see introductory pages for explanation of train operator codes and standard symbols)

- a Arrival time
- d Departure time
- A From Salisbury
- B To Manchester Piccadilly
- D To Swindon

Weymouth, Bournemouth, Yarmouth (IOW), Lymington, Southampton, Portsmouth and Fareham to Winchester and London

Sundays
















Operator	SW	SW	SW	XC	SW	SW	SW	SW	SW	SW	SW	SW	SW	SW	XC	SW	SW	GW
Days of operation/Notes	1	1	A	B	1	1	1	1	A	1	1	1	1	A	B	1	1	E
1st Class/Reservations/Bus/Ferry																		
Catering facilities																		
Weymouth (WEY)	d					1248											1348	1405
Upwey (UPW)	d					1252											1352	1410
Dorchester West (DCW)	a																	1418
Dorchester South (DCH)	d					1300											1400	
Moreton (Dorset) (MTN)	d					1307											1407	
Wool (WOO)	d					1313											1413	
Wareham (WRM)	d					1320											1420	
Holton Heath (HOL)	d																	
Hamworthy (HAM)	d					1327											1427	
Poole (POO)	4 a					1331											1431	
Poole (POO)	4 d		1255			1332				1355							1432	
Parkstone (Dorset) (PKS)	d					1337											1437	
Branksome (BSM)	d					1341											1441	
Bournemouth (BMH)	a		1304			1347				1404							1447	
Bournemouth (BMH)	d		1306		1340	1350				1406				1440			1450	
Pokesdown (POK)	d		1310							1410								
Christchurch (CHR)	d		1314							1414								
Hinton Admiral (HNA)	d		1319							1419								
New Milton (NWM)	d		1323			1401				1423							1501	
Sway (SWY)	d		1328							1428								
Yarmouth (I.O.W.) (YMH)	d						1305											
Lymington Pier (LYP)	a						1345											
Lymington Pier (LYP)	d				1344			1414								1444		
Lymington Town (LYT)	d				1346			1416								1446		
Brockenhurst (BCU)	3 a		1332		1354	1408		1424			1432					1454	1508	
Brockenhurst (BCU)	3 d		1333			1409				1433							1509	
Beaulieu Road (BEU)	d		1339							1439								
Ashurst New Forest (ANF)	d		1343							1443								
Totton (TTN)	d		1348							1448								
Redbridge (RDB)	d								1439									
Millbrook (Hants) (MBK)	d								1443									
Southampton Central (SOU)	a		1353	←	1408	1423			1445	1453		←	1509			1523		
Southampton Central (SOU)	d		1355	1359	1415	1425			1459	1455			1459	1515		1525		
St Denys (SDN)	d			1404					→				1504					
Swaythling (SWG)	d			1407									1507					
Southampton Airport Parkway (SOA)	↔ d		1403	1410	1423	1433				1503			1510	1523		1533		
Portsmouth Harbour (PMH)	d	1317								1417								
Portsmouth & Southsea (PMS)	d	1322								1422								
Fratton (FTN)	d	1326								1426								
Hilsea (HLS)	d	1330								1430								
Cosham (CSA)	d	1335								1435								
Portchester (PTC)	d	1340								1440								
Fareham (FRM)	d	1346								1446								
Botley (BOE)	d	1353								1453								
Hedge End (HDE)	d	1358								1458								
Eastleigh (ESL)	3 a	1404	1407	1414						1504	1506	←	1514					
Eastleigh (ESL)	3 d	1411		1415						1511	1507	1511	1515					
Chandlers Ford (CFR)	d			1420						→			1520					
Romsey (ROM)	a			1429									1529					
Shawford (SHW)	d	1417											1517					
Winchester (WIN)	d	1423		1431		1442				1517	1523		1531			1542		
Micheldever (MIC)	d	1432									1532							
Basingstoke (BSK)	a	1442		1446		1458				1533	1542		1547			1558		
Reading (RDG)	7 a			1504											1606			
Fleet (FLE)	a																	
Farnborough (Main) (FNB)	a												1557					
Woking (WOK)	a	1502				1518				1553	1608					1618		
Clapham Junction (CLJ)	10 a	1527				1539				1614	1628					1639		
London Waterloo (WAT)	15 a	1537				1549				1624	1639					1649		

NOTES (see introductory pages for explanation of train operator codes and standard symbols)

- a Arrival time
- d Departure time
- A From Salisbury
- B To Manchester Piccadilly
- E To Bristol Temple Meads

Weymouth, Bournemouth, Yarmouth (IOW), Lymington, Southampton, Portsmouth and Fareham to Winchester and London

Sundays

Operator	SW	SW	SW	SW	SW	SW	SW	XC	SW	SW	SW	SW	SW	SW	SW	SW	SW
Days of operation/Notes			A				A	B					A				A
1st Class/Reservations/Bus/Ferry																	
Catering facilities																	
Weymouth (WEY)	d									1448							
Upwey (UPW)	d									1452							
Dorchester West (DCW)	a																
Dorchester South (DCH)	d									1500							
Moreton (Dorset) (MTN)	d									1507							
Wool (WOO)	d									1513							
Wareham (WRM)	d									1520							
Holton Heath (HOL)	d																
Hamworthy (HAM)	d									1527							
Poole (POO)	4 a									1531							
Poole (POO)	4 d					1455				1532					1555		
Parkstone (Dorset) (PKS)	d									1537							
Branksome (BSM)	d									1541							
Bournemouth (BMH)	a					1504				1547					1604		
Bournemouth (BMH)	d					1506		1540		1550					1606		
Pokesdown (POK)	d					1510									1610		
Christchurch (CHR)	d					1514									1614		
Hinton Admiral (HNA)	d					1519									1619		
New Milton (NWM)	d					1523				1601					1623		
Sway (SWY)	d					1528									1628		
Yarmouth (I.O.W.) (YMH)	 d	1405									1505						
Lymington Pier (LYP)	 a	1445									1545						
Lymington Pier (LYP)	d		1514							1544			1614				
Lymington Town (LYT)	d		1516							1546			1616				
Brockenhurst (BCU)	3 a		1524			1532				1554	1608		1624			1632	
Brockenhurst (BCU)	3 d					1533					1609					1633	
Beaulieu Road (BEU)	d					1539										1639	
Ashurst New Forest (ANF)	d					1543										1643	
Totton (TTN)	d					1548										1648	
Redbridge (RDB)	d			1539										1639			
Millbrook (Hants) (MBK)	d			1543										1643			
Southampton Central (SOU)	a			1545		1554		←	1609		1623			1645		1653	←
Southampton Central (SOU)	d			1559		1555		1559	1615		1625			1659		1655	1659
St Denys (SDN)	d			→				1604						→			1704
Swaythling (SWG)	d							1607									1707
Southampton Airport Parkway (SOA) →	d					1603		1610	1623		1633					1703	1710
Portsmouth Harbour (PMH)	 d				1517										1617		
Portsmouth & Southsea (PMS)	d				1522										1622		
Fratton (FTN)	d				1526										1626		
Hilsea (HLS)	d				1530										1630		
Cosham (CSA)	d				1535										1635		
Portchester (PTC)	d				1540										1640		
Fareham (FRM)	d				1546										1646		
Botley (BOE)	d				1553										1653		
Hedge End (HDE)	d				1558										1658		
Eastleigh (ESL)	3 a				1604	1607	←	1614							1704	1706	← 1714
Eastleigh (ESL)	3 d				1611	1607	1611	1615							1711	1707	1711 1715
Chandlers Ford (CFR)	d			→				1620							→		1720
Romsey (ROM)	a							1629									1729
Shawford (SHW)	d						1617										1717
Winchester (WIN)	d					1617	1623		1631		1642					1717	1723
Micheldever (MIC)	d						1632										1732
Basingstoke (BSK)	a					1633	1642		1646		1658					1733	1742
Reading (RDG)	7 a								1706								
Fleet (FLE)	a																
Farnborough (Main) (FNB)	a						1657										1757
Woking (WOK)	a					1653	1708				1718					1753	1808
Clapham Junction (CLJ)	10 a					1714	1728				1739					1814	1829
London Waterloo (WAT)	15 a					1724	1739				1749					1825	1839

NOTES (see introductory pages for explanation of train operator codes and standard symbols)

- a Arrival time
- d Departure time
- A From Salisbury
- B To Manchester Piccadilly

Weymouth, Bournemouth, Yarmouth (IOW), Lymington, Southampton, Portsmouth and Fareham to Winchester and London

Sundays

Operator Days of operation/Notes 1st Class/Reservations/Bus/Ferry Catering facilities	XC B 1 1/2 1 1/2	SW 1	SW 1	GW E	SW 1 1/2 1 1/2	SW 1	SW A 1	SW 1	SW 1	SW 1	SW A 1	XC B 1 1/2 1 1/2	SW 1	SW 1	SW 1 1/2 1 1/2	SW 1	SW A 1
Weymouth (WEY)	d		1548	1605												1648	
Upwey (UPW)	d		1552	1610												1652	
Dorchester West (DCW)	a			1618													
Dorchester South (DCH)	d		1600													1700	
Moreton (Dorset) (MTN)	d		1607													1707	
Wool (WOO)	d		1613													1713	
Wareham (WRM)	d		1620													1720	
Holton Heath (HOL)	d																
Hamworthy (HAM)	d		1627													1727	
Poole (POO)	4 a		1631													1731	
Poole (POO)	4 a		1632						1655							1732	
Parkstone (Dorset) (PKS)	d		1637													1737	
Branksome (BSM)	d		1641													1741	
Bournemouth (BMH)	a		1647						1704							1747	
Bournemouth (BMH)	d	1640	1650						1706		1740					1750	
Pokesdown (POK)	d								1710								
Christchurch (CHR)	d								1714								
Hinton Admiral (HNA)	d								1719								
New Milton (NWM)	d		1701						1723							1801	
Sway (SWY)	d								1728								
Yarmouth (I.O.W.) (YMH)	d				1605											1705	
Lymington Pier (LYP)	a				1645											1745	
Lymington Pier (LYP)	d		1644			1714								1744			1814
Lymington Town (LYT)	d		1646			1716								1746			1816
Brockenhurst (BCU)	3 a		1654	1708		1724				1732		1754	1754	1808			1824
Brockenhurst (BCU)	3 d			1709						1733		1755		1809			
Beaulieu Road (BEU)	d									1739							
Ashurst New Forest (ANF)	d									1743							
Totton (TTN)	d									1748							
Redbridge (RDB)	d							1739									1839
Millbrook (Hants) (MBK)	d							1743									1844
Southampton Central (SOU)	a	1708		1723				1745		1753		1810		1823			1846
Southampton Central (SOU)	d	1715		1725				1759		1755		1759	1815	1825			1859
St Denys (SDN)	d											1804					
Swaythling (SWG)	d											1807					
Southampton Airport Parkwy (SOA)	4 a	1723		1733						1803		1810	1823	1833			
Portsmouth Harbour (PMH)	d								1717								
Portsmouth & Southsea (PMS)	d								1722								
Fratton (FTN)	d								1726								
Hilsea (HLS)	d								1730								
Cosham (CSA)	d								1735								
Portchester (PTC)	d								1740								
Fareham (FRM)	d								1746								
Botley (BOE)	d								1753								
Hedge End (HDE)	d								1758								
Eastleigh (ESL)	3 a								1804	1806		1814					
Eastleigh (ESL)	3 d								1811	1807	1811	1815					
Chandlers Ford (CFR)	d											1820					
Romsey (ROM)	a											1829					
Shawford (SHW)	d										1817						
Winchester (WIN)	d	1731		1742						1817	1823		1831		1842		
Micheldever (MIC)	d										1832						
Basingstoke (BSK)	a	1747		1758						1833	1842		1846		1858		
Reading (RDG)	7 a	1806											1905				
Fleet (FLE)	a																
Farnborough (Main) (FNB)	a										1857						
Woking (WOK)	a			1818						1853	1908				1918		
Clapham Junction (CLJ)	10 a			1839						1915	1928				1939		
London Waterloo (WAT)	15 a			1849						1925	1939				1949		

NOTES (see introductory pages for explanation of train operator codes and standard symbols)

- a Arrival time
- d Departure time
- A From Salisbury
- B To Manchester Piccadilly
- E To Bristol Temple Meads

Weymouth, Bournemouth, Yarmouth (IOW), Lymington, Southampton, Portsmouth and Fareham to Winchester and London

Sundays

Operator	SW	SW	SW	SW	XC	SW	SW	GW	SW	SW	SW	SW	SW	SW	SW	SW	XC	SW
Days of operation/Notes	1	1	1	A	B	1	1	E	1	1	A	1	1	1	1	A	F	1
1st Class/Reservations/Bus/Ferry	1	1	1	1	1	1	1	1	1	1	1	1	1	1	1	1	1	1
Weymouth (WEY)	d						1745	1753										
Upwey (UPW)	d						1749	1758										
Dorchester West (DCW)	a							1806										
Dorchester South (DCH)	d						1800e											
Moreton (Dorset) (MTN)	d						1807											
Wool (WOO)	d						1813											
Wareham (WRM)	d						1820											
Holton Heath (HOL)	d																	
Hamworthy (HAM)	d						1827											
Poole (POO)	4 a						1831											
Poole (POO)	4 d		1755				1832							1855				
Parkstone (Dorset) (PKS)	d						1836											
Branksome (BSM)	d						1840											
Bournemouth (BMH)	a		1804				1847							1904				
Bournemouth (BMH)	d		1806		1840		1850							1906			1940	
Pokesdown (POK)	d		1810											1910				
Christchurch (CHR)	d		1814											1914				
Hinton Admiral (HNA)	d		1819											1919				
New Milton (NWM)	d		1823				1901							1923				
Sway (SWY)	d		1828											1928				
Yarmouth (I.O.W.) (YMH)	d							1805										
Lymington Pier (LYP)	a							1845										
Lymington Pier (LYP)	d					1844				1914								1944
Lymington Town (LYT)	d					1846				1916								1946
Brockenhurst (BCU)	3 a		1832			1854	1908			1924				1932				1954
Brockenhurst (BCU)	3 d		1833				1909							1933				
Beaulieu Road (BEU)	d		1839											1939				
Ashurst New Forest (ANF)	d		1843											1943				
Totton (TTN)	d		1848											1948				
Redbridge (RDB)	d											1939						
Millbrook (Hants) (MBK)	d											1943						
Southampton Central (SOU)	a		1853		1908		1923					1945		1953		2008		
Southampton Central (SOU)	d		1855		1859	1915	1925					1959		1955		1959	2015	
St Denys (SDN)	d				1904											2004		
Swaythling (SWG)	d				1907											2007		
Southampton Airport Parkway (SOA)	d		1903		1910	1923	1933							2003		2010	2023	
Portsmouth Harbour (PMH)	d	1817											1917					
Portsmouth & Southsea (PMS)	d	1822											1922					
Fratton (FTN)	d	1826											1926					
Hilsea (HLS)	d	1830											1930					
Cosham (CSA)	d	1835											1935					
Portchester (PTC)	d	1840											1940					
Fareham (FRM)	d	1846											1946					
Botley (BOE)	d	1853											1953					
Hedge End (HDE)	d	1858											1958					
Eastleigh (ESL)	3 a	1904	1906	1914									2004	2006	2014			
Eastleigh (ESL)	3 d	1911	1907	1911	1915								2011	2007	2011	2015		
Chandlers Ford (CFR)	d				1920											2020		
Romsey (ROM)	a				1929											2029		
Shawford (SHW)	d			1917											2017			
Winchester (WIN)	d		1917	1923		1931	1942							2017	2023		2031	
Micheldever (MIC)	d			1932											2032			
Basingstoke (BSK)	a		1933	1942		1946	1958							2033	2042		2046	
Reading (RDG)	7 a				2006												2105	
Fleet (FLE)	a																	
Farnborough (Main) (FNB)	a			1957											2057			
Woking (WOK)	a		1953	2008			2018							2053	2108			
Clapham Junction (CLJ)	10 a		2015	2028			2039							2114	2128			
London Waterloo (WAT)	15 a		2024	2039			2049							2124	2139			

NOTES (see introductory pages for explanation of train operator codes and standard symbols)

- a Arrival time
- d Departure time
- e Arrives 4 minutes earlier
- A From Salisbury
- B To Manchester Piccadilly
- E To Bristol Temple Meads
- F To Birmingham New Street

Weymouth, Bournemouth, Yarmouth (IOW), Lymington, Southampton, Portsmouth and Fareham to Winchester and London

Sundays

















Operator	SW	SW	SW	SW	SW	SW	SW	SW	SW	SW	SW	SW	SW	SW	SW	SW	SW	SW
Days of operation/Notes	1	1	1	A	1	1	1	1	A	1	1	A	1	1	1	1	A	E
1st Class/Reservations/Bus/Ferry	1	1	1	1	1	1	1	1	1	1	1	1	1	1	1	1	1	1
Weymouth (WEY)	d	1848													1958			2015
Upwey (UPW)	d	1852													2002			2020
Dorchester West (DCW)	a																	2028
Dorchester South (DCH)	d	1900													2010			
Moreton (Dorset) (MTN)	d	1907													2017			
Wool (WOO)	d	1913													2023			
Wareham (WRM)	d	1920													2030			
Holton Heath (HOL)	d																	
Hamworthy (HAM)	d	1927													2037			
Poole (POO)	4 a	1931													2043			
Poole (POO)	4 d	1932					1955								2049			
Parkstone (Dorset) (PKS)	d	1937													2053			
Branksome (BSM)	d	1941													2056			
Bournemouth (BMH)	a	1947					2004								2102			
Bournemouth (BMH)	d	1950					2006								2106			
Pokesdown (POK)	d						2010								2110			
Christchurch (CHR)	d						2014								2114			
Hinton Admiral (HNA)	d						2019								2119			
New Milton (NWM)	d	2001					2023								2123			
Sway (SWY)	d						2028								2128			
Yarmouth (I.O.W.) (YMH)	d		1905															
Lymington Pier (LYP)	a		1945															
Lymington Pier (LYP)	d			2014						2044	2114							2144
Lymington Town (LYT)	d			2016						2046	2116							2146
Brockenhurst (BCU)	3 a	2008		2024			2032			2054	2124				2132			2154
Brockenhurst (BCU)	3 d	2009					2033								2133			
Beaulieu Road (BEU)	d						2039								2139			
Ashurst New Forest (ANF)	d						2043								2143			
Totton (TTN)	d						2048								2148			
Redbridge (RDB)	d				2039								2139					
Millbrook (Hants) (MBK)	d				2043								2143					
Southampton Central (SOU)	a	2023			2045		2053		←				2145		2153		←	
Southampton Central (SOU)	d	2025			2059		2055		2059				2159		2155		2159	
St Denys (SDN)	d				→				2104				→				2204	
Swaythling (SWG)	d								2107								2207	
Southampton Airport Parkway (SOA)	← d	2033					2103		2110						2203		2210	
Portsmouth Harbour (PMH)	d					2017								2117				
Portsmouth & Southsea (PMS)	d					2022								2122				
Fratton (FTN)	d					2026								2126				
Hilsea (HLS)	d					2030								2130				
Cosham (CSA)	d					2035								2135				
Portchester (PTC)	d					2040								2140				
Fareham (FRM)	d					2046								2146				
Botley (BOE)	d					2053								2153				
Hedge End (HDE)	d					2058								2158				
Eastleigh (ESL)	3 a					2104	2106	←	2114					2204	2206	←	2214	
Eastleigh (ESL)	3 d					2111	2107	2111	2115					2211	2207	2211	2215	
Chandlers Ford (CFR)	d					→			2120					→			2220	
Romsey (ROM)	a								2129								2232	
Shawford (SHW)	d							2117								2217		
Winchester (WIN)	d	2042					2117	2123							2217	2223		
Micheldever (MIC)	d							2132								2232		
Basingstoke (BSK)	a	2058					2133	2142							2233	2242		
Reading (RDG)	7 a																	
Fleet (FLE)	a																	
Farnborough (Main) (FNB)	a							2157								2257		
Woking (WOK)	a	2118					2153	2208							2253	2308		
Clapham Junction (CLJ)	10 a	2139					2214	2228							2314	2328		
London Waterloo (WAT)	15 a	2149					2224	2238							2324	2339		

NOTES (see introductory pages for explanation of train operator codes and standard symbols)

- a Arrival time
- d Departure time
- A From Salisbury
- E To Bristol Temple Meads

Weymouth, Bournemouth, Yarmouth (IOW), Lymington, Southampton, Portsmouth and Fareham to Winchester and London

Sundays

Operator	SW	SW	SW	SW	SW	SW	SW	SW	SW
Days of operation/Notes			G			G			
1st Class/Reservations/Bus/Ferry									
Weymouth (WEY)	d				2058		2158		2258
Upwey (UPW)	d				2102		2202		2302
Dorchester West (DCW)	a								
Dorchester South (DCH)	d				2110		2210		2310
Moreton (Dorset) (MTN)	d				2117		2217		2317
Wool (WOO)	d				2123		2223		2323
Wareham (WRM)	d				2130		2230		2330
Holton Heath (HOL)	d								
Hamworthy (HAM)	d				2137		2237		2337
Poole (POO)	4 a				2143		2243		2341
Poole (POO)	4 d				2150		2250		2349
Parkstone (Dorset) (PKS)	d				2154		2254		2353
Branksome (BSM)	d				2157		2257		2357
Bournemouth (BMH)	a				2203		2303		0002
Bournemouth (BMH)	d				2208		2308		
Pokesdown (POK)	d				2212		2312		
Christchurch (CHR)	d				2216		2316		
Hinton Admiral (HNA)	d				2221		2321		
New Milton (NWM)	d				2225		2325		
Sway (SWY)	d				2230		2330		
Yarmouth (I.O.W.) (YMH)	 d	2105							
Lymington Pier (LYP)	 a	2145							
Lymington Pier (LYP)	d		2214						
Lymington Town (LYT)	d		2216						
Brockenhurst (BCU)	3 a		2224		2234		2335		
Brockenhurst (BCU)	3 d				2235		2336		
Beaulieu Road (BEU)	d								
Ashurst New Forest (ANF)	d				2243		2343		
Totton (TTN)	d				2248		2348		
Redbridge (RDB)	d			2235					
Millbrook (Hants) (MBK)	d			2241					
Southampton Central (SOU)	a			2244		2253		2355	
Southampton Central (SOU)	d			2305		2255	2305		
St Denys (SDN)	d						2310		
Swaythling (SWG)	d						2313		
Southampton Airport Parkway (SOA)	 d				2303		2316		
Portsmouth Harbour (PMH)	 d				2217			2317	
Portsmouth & Southsea (PMS)	d				2222			2322	
Fratton (FTN)	d				2226			2326	
Hilsea (HLS)	d				2230			2330	
Cosham (CSA)	d				2235			2335	
Portchester (PTC)	d				2240			2340	
Fareham (FRM)	d				2246			2346	
Botley (BOE)	d				2253			2353	
Hedge End (HDE)	d				2258			2358	
Eastleigh (ESL)	3 a				2304	2309	2320	0004	
Eastleigh (ESL)	3 d					2311	2322		
Chandlers Ford (CFR)	d						2327		
Romsey (ROM)	a						2335		
Shawford (SHW)	d				2317				
Winchester (WIN)	d				2323				
Micheldever (MIC)	d				2332				
Basingstoke (BSK)	a				2342				
Reading (RDG)	7 a								
Fleet (FLE)	a								
Farnborough (Main) (FNB)	a								
Woking (WOK)	a					0002			
Clapham Junction (CLJ)	10 a					0023			
London Waterloo (WAT)	 15 a					0033			

NOTES (see introductory pages for explanation of train operator codes and standard symbols)

- a Arrival time
d Departure time
G From Romsey